

— ABLYBIO, Help Your Research



CD4 Rabbit mAb

货号: **AYM31304**

产品信息

反应	Human
宿主	Rabbit
克隆性	Monoclonal
预测反应	
应用	WB IHC FC
推荐浓度	WB: 1:500 - 1:2000 IHC: 1:50 - 1:200 IF/ICC: 1:50 - 1:200 FC: 1:20 - 1:50
理论分子量	51kDa
实测分子量	55kDa
形式	Liquid
保存条件	Store at -20°C. Avoid freeze / thaw cycles. Buffer: PBS with 0.75% BSA,50% glycerol,pH7.3.
偶联物	Unconjugated
阳性对照	U-937
细胞定位	Cell membrane,Single-pass type I membrane protein
纯化	Affinity purification

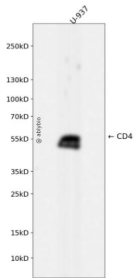
抗原信息

抗原信息	Recombinant fusion protein corresponding to Human CD4 .
------	---

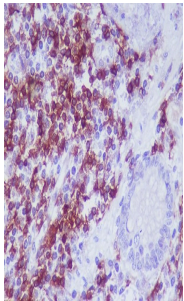
靶点信息

研究背景	This gene encodes a membrane glycoprotein of T lymphocytes that interacts with major histocompatibility complex class II antigens and is also a receptor for the human immunodeficiency virus. This gene is expressed not only in T lymphocytes, but also in B cells, macrophages, and granulocytes. It is also expressed in specific regions of the brain. The protein functions to initiate or augment the early phase of T-cell activation, and may function as an important mediator of indirect neuronal damage in infectious and immune-mediated diseases of the central nervous system. Multiple alternatively spliced transcript variants encoding different isoforms have been identified in this gene.
基因ID	920
基因名	CD4
Swiss	P01730
别名	CD4

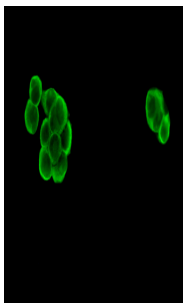
产品验证



Western blot analysis of CD4 expressed in U-937 using CD4 Rabbit mAb at 1:1000. Secondary antibody: HRP Goat Anti-Rabbit IgG (H+L) at 1:5000. Lysates/proteins: 30ug per lane. Blocking buffer: 5% non-fat dry milk in TBST. Detection: ECL Enhanced Kit. Exposure time: 120s.



Immunohistochemical analysis of paraffin-embedded human colon, using CD4 Antibody.



Immunofluorescence analysis of HeLa cells labelling CD4 Rabbit mAb with . The cells were fixed with cold 100% methanol (10min, 4°C) and blocked in 1% BSA/10% normal goat serum/0.3M glycine in 0.1% PBS-Tween 20 for 1h. The cells were then incubate with Goat Anti-Rabbit IgG Fluor488 (1:200, shown in green) at room temperature for 1h.

实验步骤

访问官网浏览详情: www.ablybio.cn (<https://www.ablybio.cn/www.ablybio.cn>)