

— ABLYBIO, Help Your Research



AMPK alpha 1 Rabbit mAb

货号: **AYM31175**

产品信息

反应	Human,Mouse,Rat
宿主	Rabbit
克隆性	Monoclonal
预测反应	
应用	WB IHC IF/ICC IP FC
推荐浓度	WB: 1:500 - 1:2000 IHC: 1:50 - 1:200 IF/ICC: 1:50 - 1:200 IP: 1:20 - 1:50 FC: 1:20 - 1:50
理论分子量	64kDa/65kDa
实测分子量	63kDa
形式	Liquid
保存条件	Store at -20°C. Avoid freeze / thaw cycles. Buffer: PBS with 0.75% BSA,50% glycerol,pH7.3.
偶联物	Unconjugated
阳性对照	Mouse liver,Mouse brain,Rat liver
细胞定位	Cytoplasm,Nucleus
纯化	Affinity purification


抗原信息

抗原信息	Recombinant fusion protein corresponding to Human AMPK alpha 1.
------	---

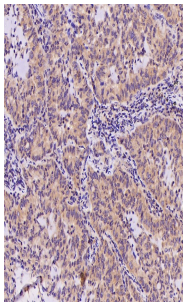
靶点信息

研究背景	The protein encoded by this gene belongs to the ser/thr protein kinase family. It is the catalytic subunit of the 5'-prime-AMP-activated protein kinase (AMPK). AMPK is a cellular energy sensor conserved in all eukaryotic cells. The kinase activity of AMPK is activated by the stimuli that increase the cellular AMP/ATP ratio. AMPK regulates the activities of a number of key metabolic enzymes through phosphorylation. It protects cells from stresses that cause ATP depletion by switching off ATP-consuming biosynthetic pathways. Alternatively spliced transcript variants encoding distinct isoforms have been observed.
基因ID	5562
基因名	PRKAA1
Swiss	Q13131
别名	AMPK alpha 1

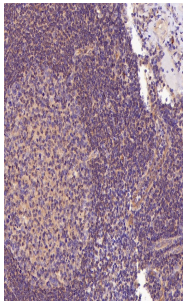
产品验证



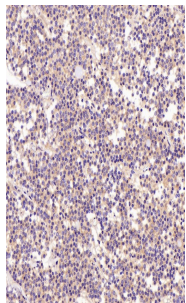
Western blot analysis of AMPK alpha 1 expressed in Mouse liver, Mouse brain, Rat liver using AMPK alpha 1 Rabbit mAb at 1:1000. Secondary antibody: HRP Goat Anti-Rabbit IgG (H+L) at 1:5000. Lysates/proteins: 30ug per lane. Blocking buffer: 5% non-fat dry milk in TBST. Detection: ECL Enhanced Kit. Exposure time: 120s.



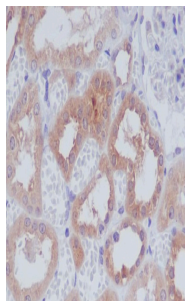
Immunohistochemical analysis of paraffin-embedded Human lung adenocarcinoma, using the Antibody at 1:500 dilution.



Immunohistochemical analysis of paraffin-embedded Human tonsil, using the Antibody at 1:500 dilution.



Immunohistochemical analysis of paraffin-embedded Human pituitary tumor, using the Antibody at 1:500 dilution.



Immunohistochemical analysis of paraffin-embedded human kidney, using AMPK alpha 1 Antibody.

实验步骤

访问官网浏览详情: www.ablybio.cn (<https://www.ablybio.cn/www.ablybio.cn>)