

— ABLYBIO, Help Your Research



# CD86 Rabbit mAb

货号: **AYM30699**

## 产品信息

反应	Human,Mouse
宿主	Rabbit
克隆性	Monoclonal
预测反应	
应用	WB IHC IP FC
推荐浓度	<b>WB:</b> 1:500 - 1:2000 <b>IHC:</b> 1:50 - 1:200 <b>IF/ICC:</b> 1:50 - 1:200 <b>IP:</b> 1:20 - 1:50 <b>FC:</b> 1:20 - 1:50
理论分子量	12kDa/24kDa/28kDa/31kDa/37kDa
实测分子量	70kDa
形式	Liquid
保存条件	Store at -20°C. Avoid freeze / thaw cycles. Buffer: PBS with 0.75% BSA,50% glycerol,pH7.3.
偶联物	Unconjugated
阳性对照	Daudi
细胞定位	Cell membrane,Single-pass type I membrane protein
纯化	Affinity purification

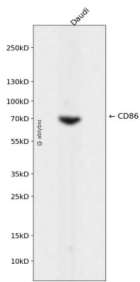
## 抗原信息

抗原信息	Recombinant fusion protein corresponding to Human CD86 .
------	--

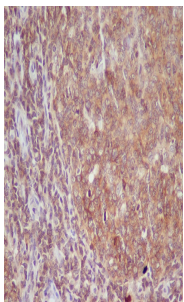
## 靶点信息

研究背景	This gene encodes a type I membrane protein that is a member of the immunoglobulin superfamily. This protein is expressed by antigen-presenting cells, and it is the ligand for two proteins at the cell surface of T cells, CD28 antigen and cytotoxic T-lymphocyte-associated protein 4. Binding of this protein with CD28 antigen is a costimulatory signal for activation of the T-cell. Binding of this protein with cytotoxic T-lymphocyte-associated protein 4 negatively regulates T-cell activation and diminishes the immune response. Alternative splicing results in several transcript variants encoding different isoforms.
基因ID	942
基因名	CD86
Swiss	P42081
别名	CD86,CD86 Rabbit mAb,Activation B7-2 antigen,B70,BU63,CTLA-4 counter-receptor B7.2,FUN-1,CD28LG2

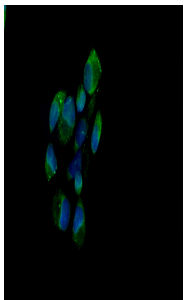
## 产品验证



Western blot analysis of CD86 expressed in Daudi using CD86 Rabbit mAb at 1:1000. Secondary antibody: HRP Goat Anti-Rabbit IgG (H+L) at 1:5000. Lysates/proteins: 30ug per lane. Blocking buffer: 5% non-fat dry milk in TBST. Detection: ECL Enhanced Kit. Exposure time: 120s.



Immunohistochemical analysis of paraffin-embedded human tonsil, using CD86 Antibody .



The cells were fixed with cold 100% methanol (10min, 4°C) and blocked in 1% BSA/10% normal goat serum/0.3M glycine in 0.1% PBS-Tween 20 for 1h. The cells were then incubate with Goat Anti-Rabbit IgG Fluor 488 (1:200, shown in green) at room temperature for 1h.

## 实验步骤

访问官网浏览详情: [www.ablybio.cn](http://www.ablybio.cn) (<https://www.ablybio.cn/www.ablybio.cn>)