

— ABLYBIO, Help Your Research



CD8 alpha Rabbit mAb

货号: **AYM30379**

产品信息

反应	Human
宿主	Rabbit
克隆性	Monoclonal
预测反应	
应用	IHC
推荐浓度	IHC: 1:50 - 1:200
理论分子量	32kDa
实测分子量	25kDa
形式	Liquid
保存条件	Store at -20°C. Avoid freeze / thaw cycles. Buffer: PBS with 0.75% BSA,50% glycerol,pH7.3.
偶联物	Unconjugated
阳性对照	MOLT-4 cells, human peripheral blood leukocyte
细胞定位	Cell membrane,Secreted,Single-pass type I membrane protein
纯化	Affinity purification

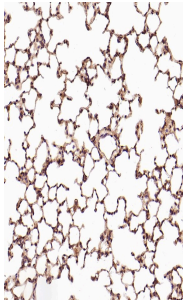
抗原信息

抗原信息	Recombinant fusion protein corresponding to Human CD8 alpha.
------	--

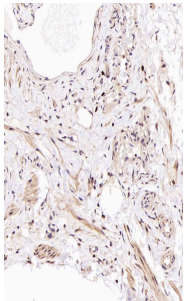
靶点信息

研究背景	The CD8 antigen is a cell surface glycoprotein found on most cytotoxic T lymphocytes that mediates efficient cell-cell interactions within the immune system. The CD8 antigen acts as a coreceptor with the T-cell receptor on the T lymphocyte to recognize antigens displayed by an antigen presenting cell in the context of class I MHC molecules. The coreceptor functions as either a homodimer composed of two alpha chains or as a heterodimer composed of one alpha and one beta chain. Both alpha and beta chains share significant homology to immunoglobulin variable light chains. This gene encodes the CD8 alpha chain. Multiple transcript variants encoding different isoforms have been found for this gene. [provided by RefSeq, Nov 2011]
基因ID	925
基因名	CD8A
Swiss	P01732
别名	CD8 alpha,CD8 alpha Rabbit mAb,CD8A,T-lymphocyte differentiation antigen T8/Leu-2,MAL

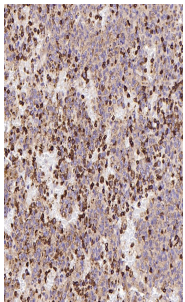
产品验证



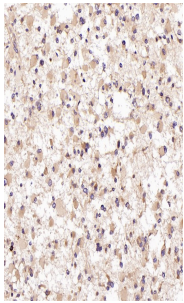
Immunohistochemical analysis of paraffin-embedded Rat liver, using the Antibody at 1:100 dilution.



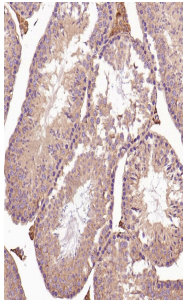
Immunohistochemical analysis of paraffin-embedded Human testis cancer, using the Antibody at 1:300 dilution.



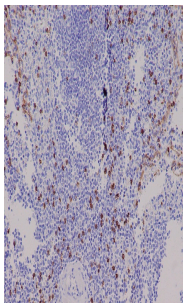
Immunohistochemical analysis of paraffin-embedded Human melanoma, using the Antibody at 1:300 dilution.



Immunohistochemical analysis of paraffin-embedded Human astrocytoma, using the Antibody at 1:300 dilution.



Immunohistochemical analysis of paraffin-embedded Mouse testis, using the Antibody at 1:100 dilution.



Immunohistochemical analysis of paraffin-embedded human spleen, using CD8 alpha Antibody.

实验步骤

访问官网浏览详情: www.ablybio.cn (<https://www.ablybio.cn/www.ablybio.cn>)