

— ABLYBIO, Help Your Research



# CD19 Rabbit mAb

货号: **AYM30258**

## 产品信息

反应	Human
宿主	Rabbit
克隆性	Monoclonal
预测反应	
应用	WB IHC IF/ICC
推荐浓度	<b>WB:</b> 1:500 - 1:2000 <b>IHC:</b> 1:50 - 1:200 <b>IF/ICC:</b> 1:50 - 1:200
理论分子量	61kDa
实测分子量	95kDa
形式	Liquid
保存条件	Store at -20°C. Avoid freeze / thaw cycles. Buffer: PBS with 0.75% BSA,50% glycerol,pH7.3.
偶联物	Unconjugated
阳性对照	Raji,Rat lung
细胞定位	Membrane,Single-pass type I membrane protein
纯化	Affinity purification

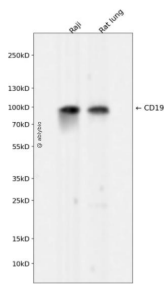
## 抗原信息

抗原信息	Recombinant fusion protein corresponding to Human CD19.
------	---

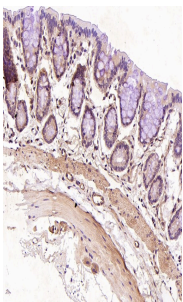
## 靶点信息

研究背景	Lymphocytes proliferate and differentiate in response to various concentrations of different antigens. The ability of the B cell to respond in a specific, yet sensitive manner to the various antigens is achieved with the use of low-affinity antigen receptors. This gene encodes a cell surface molecule which assembles with the antigen receptor of B lymphocytes in order to decrease the threshold for antigen receptor-dependent stimulation.
基因ID	930
基因名	CD19
Swiss	P15391
别名	CD19,CD19 Rabbit mAb,B-lymphocyte surface antigen B4,Differentiation antigen CD19,T-cell surface antigen Leu-12

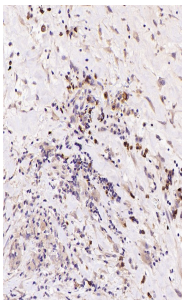
## 产品验证



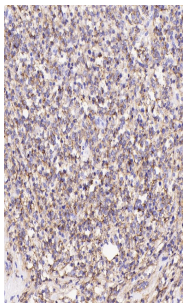
Western blot analysis of CD19 expressed in Raji,Rat lung using CD19 Rabbit mAb at 1:1000. Secondary antibody: HRP Goat Anti-Rabbit IgG (H+L) at 1:5000. Lysates/proteins: 30ug per lane. Blocking buffer: 5% non-fat dry milk in TBST. Detection: ECL Enhanced Kit. Exposure time: 120s.



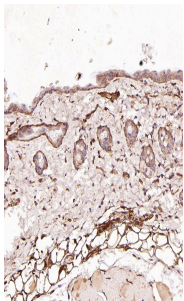
Immunohistochemical analysis of paraffin-embedded Rat stomach, using the Antibody at 1:100 dilution.



Immunohistochemical analysis of paraffin-embedded Human esophageal carcinoma, using the Antibody at 1:300 dilution.



Immunohistochemical analysis of paraffin-embedded Human Hodgkin's lymphoma, using the Antibody at 1:1000 dilution.



Immunohistochemical analysis of paraffin-embedded Mouse skin, using the Antibody at 1:100 dilution.

### 实验步骤

访问官网浏览详情: [www.ablybio.cn](http://www.ablybio.cn) (<https://www.ablybio.cn/www.ablybio.cn>)