

— ABLYBIO, Help Your Research



BDNF Rabbit mAb

货号: **AYM30240**

产品信息

反应	Human,Mouse,Rat
宿主	Rabbit
克隆性	Monoclonal
预测反应	
应用	WB IHC IF/ICC
推荐浓度	WB: 1:500 - 1:2000 IHC: 1:50 - 1:200 IF/ICC: 1:50 - 1:200
理论分子量	27kDa/28kDa/29kDa/31kDa/37kDa
实测分子量	28kDa
形式	Liquid
保存条件	Store at -20°C. Avoid freeze / thaw cycles. Buffer: PBS with 0.75% BSA,50% glycerol,pH7.3.
偶联物	Unconjugated
阳性对照	U-251MG,A-549,HeLa,Mouse kidney
细胞定位	Secreted
纯化	Affinity purification

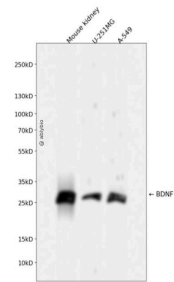
抗原信息

抗原信息	Recombinant fusion protein corresponding to Human BDNF .
------	--

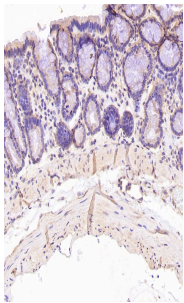
靶点信息

研究背景	This gene encodes a member of the nerve growth factor family of proteins. Alternative splicing results in multiple transcript variants, at least one of which encodes a preproprotein that is proteolytically processed to generate the mature protein. Binding of this protein to its cognate receptor promotes neuronal survival in the adult brain. Expression of this gene is reduced in Alzheimer's, Parkinson's, and Huntington's disease patients. This gene may play a role in the regulation of the stress response and in the biology of mood disorders.
基因ID	627
基因名	BDNF
Swiss	P23560
别名	BDNF, BDNF Rabbit mAb, Abrineurin, Brain-derived neurotrophic factor

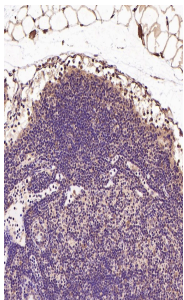
产品验证



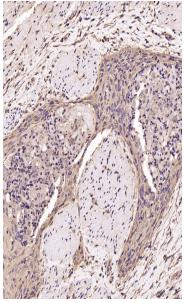
Western blot analysis of BDNF expressed in Mouse kidney, U-251MG, A-549 using BDNF Rabbit mAb at 1:1000. Secondary antibody: HRP Goat Anti-Rabbit IgG (H+L) at 1:5000. Lysates/proteins: 30ug per lane. Blocking buffer: 5% non-fat dry milk in TBST. Detection: ECL Enhanced Kit. Exposure time: 120s.



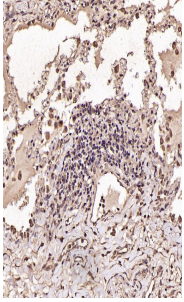
Immunohistochemical analysis of paraffin-embedded Rat stomach, using the Antibody at 1:50 dilution.



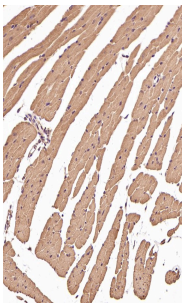
Immunohistochemical analysis of paraffin-embedded Rat pancreas, using the Antibody at 1:50 dilution.



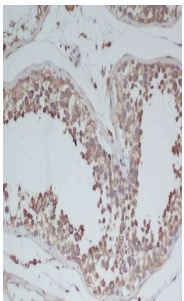
Immunohistochemical analysis of paraffin-embedded Human esophageal carcinoma, using the Antibody at 1:50 dilution.



Immunohistochemical analysis of paraffin-embedded Human lung, using the Antibody at 1:50 dilution.



Immunohistochemical analysis of paraffin-embedded Mouse heart, using the Antibody at 1:50 dilution.



Immunohistochemical analysis of paraffin-embedded human testis, using BDNF Antibody .

实验步骤

访问官网浏览详情: www.ablybio.cn (<https://www.ablybio.cn/www.ablybio.cn>)