

— ABLYBIO, Help Your Research



# GATA3 Rabbit mAb

货号: **AYM30108**

## 产品信息

反应	Human
宿主	Rabbit
克隆性	Monoclonal
预测反应	
应用	WB IHC IF/ICC CHIP FC
推荐浓度	<b>WB:</b> 1:500 - 1:2000 <b>IHC:</b> 1:50 - 1:200 <b>IF/ICC:</b> 1:50 - 1:200 <b>CHIP:</b> 1:20 - 1:50 <b>FC:</b> 1:20 - 1:50
理论分子量	47kDa/48kDa
实测分子量	48kDa
形式	Liquid
保存条件	Store at -20°C. Avoid freeze / thaw cycles. Buffer: PBS with 0.75% BSA,50% glycerol,pH7.3.
偶联物	Unconjugated
阳性对照	293T
细胞定位	Nucleus
纯化	Affinity purification

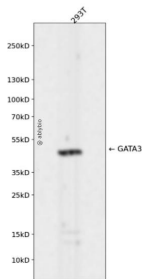
## 抗原信息

抗原信息	Recombinant fusion protein corresponding to Human GATA3.
------	--

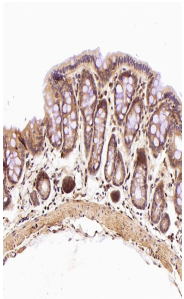
## 靶点信息

研究背景	This gene encodes a protein which belongs to the GATA family of transcription factors. The protein contains two GATA-type zinc fingers and is an important regulator of T-cell development and plays an important role in endothelial cell biology. Defects in this gene are the cause of hypoparathyroidism with sensorineural deafness and renal dysplasia.
基因ID	2625
基因名	GATA3
Swiss	P23771
别名	GATA3,GATA3 Rabbit mAb,GATA-binding factor 3

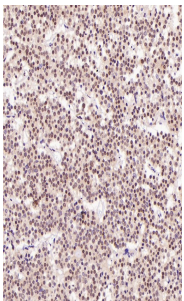
## 产品验证



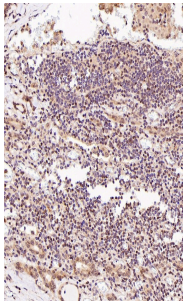
Western blot analysis of GATA3 expressed in 293T using GATA3 Rabbit mAb at 1:1000. Secondary antibody: HRP Goat Anti-Rabbit IgG (H+L) at 1:5000. Lysates/proteins: 30ug per lane. Blocking buffer: 5% non-fat dry milk in TBST. Detection: ECL Enhanced Kit. Exposure time: 120s.



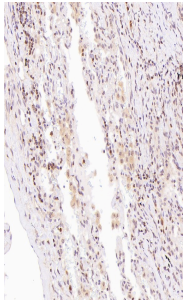
Immunohistochemical analysis of paraffin-embedded Rat intestine, using the Antibody at 1:500 dilution.



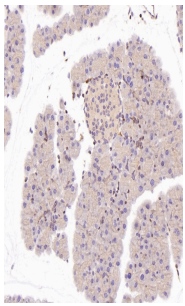
Immunohistochemical analysis of paraffin-embedded Human pituitary tumor, using the Antibody at 1:250 dilution.



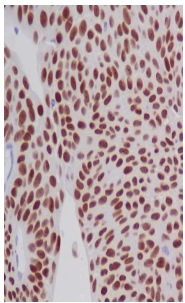
Immunohistochemical analysis of paraffin-embedded Human thyroid cancer, using the Antibody at 1:250 dilution.



Immunohistochemical analysis of paraffin-embedded Human small cell lung cancer, using the Antibody at 1:1000 dilution.



Immunohistochemical analysis of paraffin-embedded Mouse pancreas, using the Antibody at 1:500 dilution.



Immunohistochemical analysis of paraffin-embedded human bladder cancer, using GATA3 Antibody.

### 实验步骤

访问官网浏览详情: [www.ablybio.cn](http://www.ablybio.cn) (<https://www.ablybio.cn/www.ablybio.cn>)