

— ABLYBIO, Help Your Research



# Cytokeratin 18 Rabbit mAb

货号: **AYM29782**

## 产品信息

反应	Human,Mouse,Rat
宿主	Rabbit
克隆性	Monoclonal
预测反应	
应用	WB IHC FC ICC/IF
推荐浓度	<b>WB:</b> 1:500 - 1:2000 <b>IHC:</b> 1:50 - 1:200 <b>IF/ICC:</b> 1:50 - 1:200 <b>FC:</b> 1:20 - 1:50
理论分子量	48kDa
实测分子量	43,48kDa
形式	Liquid
保存条件	Store at -20°C. Avoid freeze / thaw cycles. Buffer: PBS with 0.75% BSA,50% glycerol,pH7.3.
偶联物	Unconjugated
阳性对照	HT-29
细胞定位	Cytoplasm,Nucleus,nucleolus,perinuclear region
纯化	Affinity purification


## 抗原信息

抗原信息	Recombinant fusion protein corresponding to Human Cytokeratin 18.
------	---

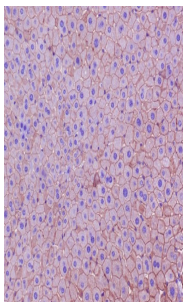
## 靶点信息

研究背景	KRT18 encodes the type I intermediate filament chain keratin 18. Keratin 18, together with its filament partner keratin 8, are perhaps the most commonly found members of the intermediate filament gene family. They are expressed in single layer epithelial tissues of the body. Mutations in this gene have been linked to cryptogenic cirrhosis. Two transcript variants encoding the same protein have been found for this gene.
基因ID	3875
基因名	KRT18
Swiss	P05783 ( <a href="https://www.uniprot.org/uniprotkb/P05783/entry">https://www.uniprot.org/uniprotkb/P05783/entry</a> )
别名	Cytokeratin 18,Cytokeratin 18 Rabbit mAb,KRT18,Cell proliferation-inducing gene 46 protein,Cytokeratin-18,Keratin-18,CYK18

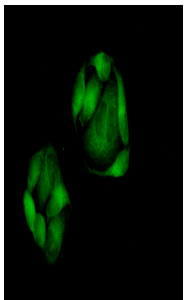
## 产品验证



Western blot analysis of Cytokeratin 18 expressed in HT-29 using Cytokeratin 18 Rabbit mAb at 1:1000. Secondary antibody: HRP Goat Anti-Rabbit IgG (H+L) at 1:5000. Lysates/proteins: 30ug per lane. Blocking buffer: 5% non-fat dry milk in TBST. Detection: ECL Enhanced Kit. Exposure time: 120s.



Immunohistochemical analysis of paraffin-embedded mouse liver, using Cytokeratin 18 Antibody.



Immunofluorescence analysis of HeLa cells labelling Cytokeratin 18 with . The cells were fixed with cold 100% methanol (10min, 4°C) and blocked in 1% BSA/10% normal goat serum/0.3M glycine in 0.1% PBS-Tween 20 for 1h. The cells were then incubate with Goat Anti-Rabbit IgG Fluor488 (1:200, shown in green) at room temperature for 1h.

## 实验步骤

访问官网浏览详情: [www.ablybio.cn](http://www.ablybio.cn) (<https://www.ablybio.cn/www.ablybio.cn>)