

# BDNF Rabbit mAb

货号: **AYM29717**

## 产品信息

反应	Human,Mouse,Rat
宿主	Rabbit
克隆性	Monoclonal
预测反应	
应用	WB IHC IF/ICC
推荐浓度	<b>WB:</b> 1:500 - 1:2000 <b>IHC:</b> 1:50 - 1:200 <b>IF/ICC:</b> 1:50 - 1:200
理论分子量	27kDa/28kDa/29kDa/31kDa/37kDa
实测分子量	15kDa
形式	Liquid
保存条件	Store at -20°C. Avoid freeze / thaw cycles. Buffer: PBS with 0.75% BSA,50% glycerol,pH7.3.
偶联物	Unconjugated
阳性对照	U-251MG,A-549,HeLa,Mouse kidney
细胞定位	Secreted
纯化	Affinity purification

## 抗原信息


抗原信息	Recombinant fusion protein corresponding to Human BDNF.
------	---

## 靶点信息

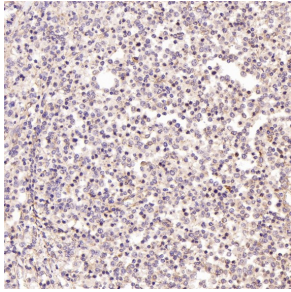
研究背景	This gene encodes a member of the nerve growth factor family of proteins. Alternative splicing results in multiple transcript variants, at least one of which encodes a preproprotein that is proteolytically processed to generate the mature protein. Binding of this protein to its cognate receptor promotes neuronal survival in the adult brain. Expression of this gene is reduced in Alzheimer's, Parkinson's, and Huntington's disease patients. This gene may play a role in the regulation of the stress response and in the biology of mood disorders.
基因ID	627

基因名	BDNF
Swiss	P23560
别名	BDNF

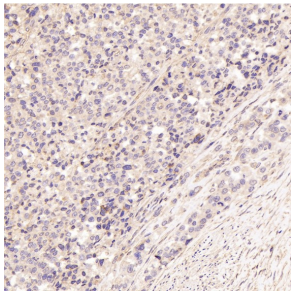
## 产品验证



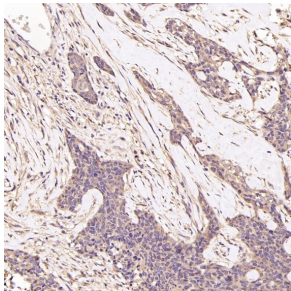
Western blot analysis of BDNF expressed in Mouse kidney,U-251MG,A-549 using BDNF Rabbit mAb at 1:1000. Secondary antibody: HRP Goat Anti-Rabbit IgG (H+L) at 1:5000. Lysates/proteins: 30ug per lane. Blocking buffer: 5% non-fat dry milk in TBST. Detection: ECL Enhanced Kit. Exposure time: 120s.



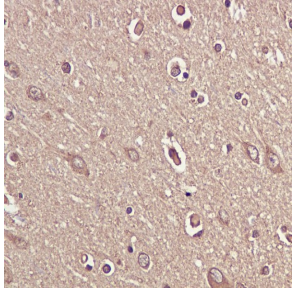
Immunohistochemical analysis of paraffin-embedded Human Hodgkin's lymphoma, using the Antibody at 1:1500 dilution.



Immunohistochemical analysis of paraffin-embedded Human prostate cancer, using the Antibody at 1:1500 dilution.



Immunohistochemical analysis of paraffin-embedded Human breast cancer, using the Antibody at 1:1500 dilution.



Immunohistochemical analysis of paraffin-embedded human brain, using BDNF Antibody.

#### 实验步骤

访问官网浏览详情: [www.ablybio.cn](http://www.ablybio.cn)