

— ABLYBIO, Help Your Research



HDAC1 Rabbit mAb

货号: **AYM28676**

产品信息

反应	Human,Mouse,Rat
宿主	Rabbit
克隆性	Monoclonal
预测反应	
应用	WB IHC ICC/IF
推荐浓度	WB: 1:500 - 1:2000 IHC: 1:50 - 1:200 IF/ICC: 1:50 - 1:200
理论分子量	55kDa
实测分子量	55kDa
形式	Liquid
保存条件	Store at -20°C. Avoid freeze / thaw cycles. Buffer: PBS with 0.75% BSA,50% glycerol,pH7.3.
偶联物	Unconjugated
阳性对照	293T,MCF7,NIH/3T3,Mouse thymus,Mouse testis,Rat testis
细胞定位	Nucleus
纯化	Affinity purification

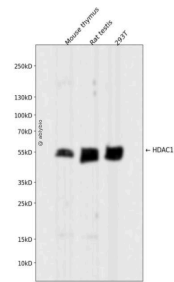
抗原信息

抗原信息	Recombinant fusion protein corresponding to Human HDAC1.
------	--

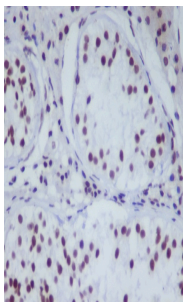
靶点信息

研究背景	Histone acetylation and deacetylation, catalyzed by multisubunit complexes, play a key role in the regulation of eukaryotic gene expression. The protein encoded by this gene belongs to the histone deacetylase/acuc/apha family and is a component of the histone deacetylase complex. It also interacts with retinoblastoma tumor-suppressor protein and this complex is a key element in the control of cell proliferation and differentiation. Together with metastasis-associated protein-2, it deacetylates p53 and modulates its effect on cell growth and apoptosis. [provided by RefSeq, Jul 2008]
基因ID	3065
基因名	HDAC1
Swiss	Q13547 (https://www.uniprot.org/uniprotkb/Q13547/entry)
别名	HDAC1,HDAC1 Rabbit mAb,Protein deacetylase HDAC1,Protein deacylase HDAC1,RPD3L1

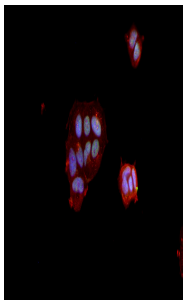
产品验证



Western blot analysis of HDAC1 expressed in Mouse thymus,Rat testis,293T using HDAC1 Rabbit mAb at 1:1000. Secondary antibody: HRP Goat Anti-Rabbit IgG (H+L) at 1:5000. Lysates/proteins: 30ug per lane. Blocking buffer: 5% non-fat dry milk in TBST. Detection: ECL Enhanced Kit. Exposure time: 120s.



Immunohistochemical analysis of paraffin-embedded human testis, using HDAC1 Antibody.



The samples were fixed with PFA and permeabilized in 0.1% Triton X-100,then blocked in 10% serum for 45 minutes at 25°C. Samples were then incubated with primary Ab HDAC1 and Rabbit actin for 1 hour at 37°C. An AlexaFluor594 conjugated goat anti-rabbit IgG(H+L) Ab(Red) and an AlexaFluor488 conjugated goat. The nuclear counter stain is DAPI.

实验步骤

访问官网浏览详情: www.ablybio.cn (<https://www.ablybio.cn/www.ablybio.cn>)