

— ABLYBIO, Help Your Research



Cytokeratin 8 (YD11203) Rabbit mAb

货号: **AYD16057**

产品信息

反应	Human,Mouse,Rat
宿主	Rabbit
克隆性	Monoclonal
预测反应	
应用	WB IHC-P ICC/IF FC IP
推荐浓度	
理论分子量	54kDa
实测分子量	
形式	Liquid
保存条件	Store at -20°C. Avoid freeze / thaw cycles. Buffer: PBS with 0.75% BSA,50% glycerol,pH7.3.
偶联物	Unconjugated
阳性对照	HeLa,Jurkat,Rat liver
细胞定位	Cytoplasm, Nucleus, nucleoplasm, Nucleus matrix, cytoskeleton
纯化	亲和纯化

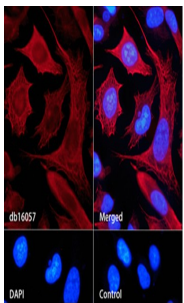
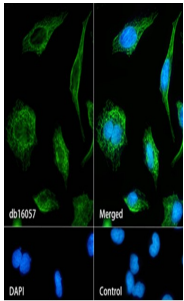

抗原信息

抗原信息	
------	--

靶点信息

研究背景	This gene is a member of the type II keratin family clustered on the long arm of chromosome 12. Type I and type II keratins heteropolymerize to form intermediate-sized filaments in the cytoplasm of epithelial cells. The product of this gene typically dimerizes with keratin 18 to form an intermediate filament in simple single-layered epithelial cells. This protein plays a role in maintaining cellular structural integrity and also functions in signal transduction and cellular differentiation. Mutations in this gene cause cryptogenic cirrhosis. Alternatively spliced transcript variants have been found for this gene.
基因ID	3856
基因名	KRT8
Swiss	P05787 (https://www.uniprot.org/uniprotkb/P05787/entry)
别名	Cytokeratin 8 (YD11203),Cytokeratin 8 (YD11203) Rabbit mAb,KRT8,Cytokeratin-8,Keratin-8,Type-II keratin Kb8,CYK8

产品验证



实验步骤

访问官网浏览详情: www.ablybio.cn (<https://www.ablybio.cn/www.ablybio.cn>)