

alpha Actinin (YD12977) Rabbit mAb

货号: **AYD15682**

产品信息

反应	Human, Mouse, Rat
宿主	Rabbit
克隆性	Monoclonal
预测反应	
应用	WB ICC/IF IP
推荐浓度	
理论分子量	103kDa
实测分子量	
形式	Liquid
保存条件	Store at -20°C. Avoid freeze / thaw cycles. Buffer: PBS with 0.75% BSA,50% glycerol,pH7.3.
偶联物	Unconjugated
阳性对照	NIH/3T3
细胞定位	Cytoplasm, cytoskeleton, myofibril, sarcomere, Z line, Cell membrane, Cell junction, Cell projection, ruffle
纯化	

抗原信息

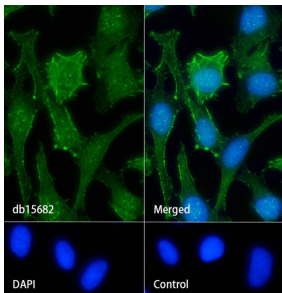
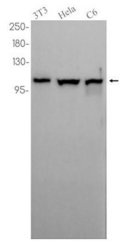
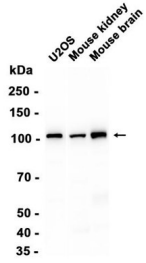
抗原信息	
------	--

靶点信息

研究背景	Alpha actinins belong to the spectrin gene superfamily which represents a diverse group of cytoskeletal proteins, including the alpha and beta spectrins and dystrophins. Alpha actinin is an actin-binding protein with multiple roles in different cell types. In nonmuscle cells, the cytoskeletal isoform is found along microfilament bundles and adherens-type junctions, where it is involved in binding actin to the membrane. In contrast, skeletal, cardiac, and smooth muscle isoforms are localized to the Z-disc and analogous dense bodies, where they help anchor the myofibrillar actin filaments. This gene encodes a nonmuscle, cytoskeletal, alpha actinin isoform and maps to the same site as the structurally similar erythroid beta spectrin gene. Three transcript variants encoding different isoforms have been found for this gene.
基因ID	87

基因名	ACTN1
Swiss	P12814
别名	alpha Actinin (YD12977)

产品验证



实验步骤

访问官网浏览详情: www.ablybio.cn