

— ABLYBIO, Help Your Research



PKM (YD13504) Rabbit mAb

货号: **AYD15553**

产品信息

反应	Human,Mouse,Rat
宿主	Rabbit
克隆性	Monoclonal
预测反应	
应用	WB ICC/IF FC
推荐浓度	
理论分子量	58kDa
实测分子量	
形式	Liquid
保存条件	Store at -20°C. Avoid freeze / thaw cycles. Buffer: PBS with 0.75% BSA,50% glycerol,pH7.3.
偶联物	Unconjugated
阳性对照	U-251MG,293T,HeLa,A-549
细胞定位	Cytoplasm, Nucleus
纯化	亲和纯化

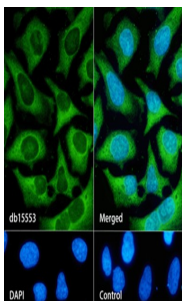
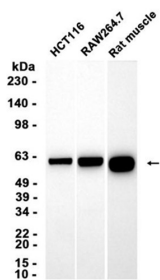
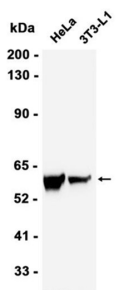
抗原信息

抗原信息	
------	--

靶点信息

研究背景	This gene encodes a protein involved in glycolysis. The encoded protein is a pyruvate kinase that catalyzes the transfer of a phosphoryl group from phosphoenolpyruvate to ADP, generating ATP and pyruvate. This protein has been shown to interact with thyroid hormone and may mediate cellular metabolic effects induced by thyroid hormones. This protein has been found to bind Opa protein, a bacterial outer membrane protein involved in gonococcal adherence to and invasion of human cells, suggesting a role of this protein in bacterial pathogenesis. Several alternatively spliced transcript variants encoding a few distinct isoforms have been reported.
基因ID	5315
基因名	PKM
Swiss	P14618 (https://www.uniprot.org/uniprotkb/P14618/entry)
别名	PKM (YD13504),PKM (YD13504) Rabbit mAb,PKM,Cytosolic thyroid hormone-binding protein,Opa-interacting protein 3,Pyruvate kinase 2/3,Pyruvate kinase muscle isozyme,Threonine-protein kinase PKM2,Thyroid hormone-binding protein 1,Tumor M2-PK,Tyrosine-protein kinase PKM2

产品验证



实验步骤

访问官网浏览详情: www.ablybio.cn (<https://www.ablybio.cn/www.ablybio.cn>)

