

— ABLYBIO, Help Your Research



EIF2S2 (YD14859) Rabbit mAb

货号: **AYD15218**

产品信息

反应	Human
宿主	Rabbit
克隆性	Monoclonal
预测反应	
应用	WB ICC/IF FC IP
推荐浓度	
理论分子量	38kDa
实测分子量	
形式	Liquid
保存条件	Store at -20°C. Avoid freeze / thaw cycles. Buffer: PBS with 0.75% BSA,50% glycerol,pH7.3.
偶联物	Unconjugated
阳性对照	HeLa,LO2,A-549,U-251MG,Mouse liver,Mouse testis,Rat liver
细胞定位	Cytoplasm, cytosol
纯化	亲和纯化

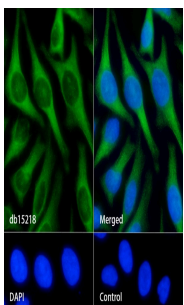

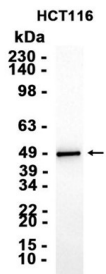
抗原信息

抗原信息	
------	--

靶点信息

研究背景	Eukaryotic translation initiation factor 2 (EIF-2) functions in the early steps of protein synthesis by forming a ternary complex with GTP and initiator tRNA and binding to a 40S ribosomal subunit. EIF-2 is composed of three subunits, alpha, beta, and gamma, with the protein encoded by this gene representing the beta subunit. The beta subunit catalyzes the exchange of GDP for GTP, which recycles the EIF-2 complex for another round of initiation. Multiple transcript variants encoding different isoforms have been found for this gene.
基因ID	8894
基因名	EIF2S2
Swiss	P20042 (https://www.uniprot.org/uniprotkb/P20042/entry)
别名	EIF2S2 (YD14859), EIF2S2 (YD14859) Rabbit mAb, EIF2S2, Eukaryotic translation initiation factor 2 subunit beta, EIF2B

产品验证



实验步骤

访问官网浏览详情: www.ablybio.cn (<https://www.ablybio.cn/www.ablybio.cn>)