

— ABLYBIO, Help Your Research



TRAF2 (YD15352) Rabbit mAb

货号: **AYD15082**

产品信息

反应	Human,Mouse,Rat
宿主	Rabbit
克隆性	Monoclonal
预测反应	
应用	WB IHC-P ICC/IF FC IP
推荐浓度	
理论分子量	56kDa
实测分子量	
形式	Liquid
保存条件	Store at -20°C. Avoid freeze / thaw cycles. Buffer: PBS with 0.75% BSA,50% glycerol,pH7.3.
偶联物	Unconjugated
阳性对照	HeLa,293T,THP-1,PC-12,Ramos,Jurkat,NIH/3T3
细胞定位	Cytoplasm
纯化	亲和纯化

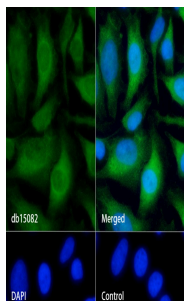
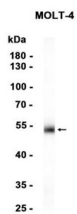
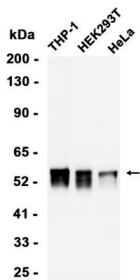
抗原信息

抗原信息	
------	--

靶点信息

研究背景	The protein encoded by this gene is a member of the TNF receptor associated factor (TRAF) protein family. TRAF proteins associate with, and mediate the signal transduction from members of the TNF receptor superfamily. This protein directly interacts with TNF receptors, and forms a heterodimeric complex with TRAF1. This protein is required for TNF-alpha-mediated activation of MAPK8/JNK and NF-kappaB. The protein complex formed by this protein and TRAF1 interacts with the inhibitor-of-apoptosis proteins (IAPs), and functions as a mediator of the anti-apoptotic signals from TNF receptors. The interaction of this protein with TRADD, a TNF receptor associated apoptotic signal transducer, ensures the recruitment of IAPs for the direct inhibition of caspase activation. BIRC2/c-IAP1, an apoptosis inhibitor possessing ubiquitin ligase activity, can ubiquitinate and induce the degradation of this protein, and thus potentiate TNF-induced apoptosis. Multiple alternatively spliced transcript variants have been found for this gene, but the biological validity of only one transcript has been determined.
基因ID	7186
基因名	TRAF2
Swiss	Q12933 (https://www.uniprot.org/uniprotkb/Q12933/entry)
别名	TRAF2 (YD15352),TRAF2 (YD15352) Rabbit mAb,TRAF2,E3 ubiquitin-protein ligase TRAF2,RING-type E3 ubiquitin transferase TRAF2,Tumor necrosis factor type 2 receptor-associated protein 3,TRAP3

产品验证



实验步骤

访问官网浏览详情: www.ablybio.cn (<https://www.ablybio.cn/www.ablybio.cn>)