

— ABLYBIO, Help Your Research



CD105 (YD20444) Rabbit mAb

货号: **AYD14875**

产品信息

反应	Human
宿主	Rabbit
克隆性	Monoclonal
预测反应	
应用	WB IHC-P ICC/IF FC IP
推荐浓度	
理论分子量	71kDa
实测分子量	
形式	Liquid
保存条件	Store at -20°C. Avoid freeze / thaw cycles. Buffer: PBS with 0.75% BSA,50% glycerol,pH7.3.
偶联物	Unconjugated
阳性对照	bewo,HUVEC,HAP1
细胞定位	Cell membrane
纯化	亲和纯化

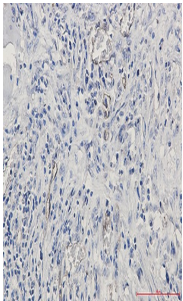

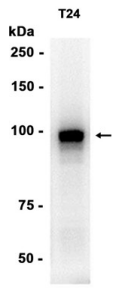
抗原信息

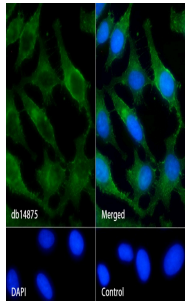
抗原信息	
------	--

靶点信息

研究背景	This gene encodes a homodimeric transmembrane protein which is a major glycoprotein of the vascular endothelium. This protein is a component of the transforming growth factor beta receptor complex and it binds to the beta1 and beta3 peptides with high affinity. Mutations in this gene cause hereditary hemorrhagic telangiectasia, also known as Osler-Rendu-Weber syndrome 1, an autosomal dominant multisystemic vascular dysplasia. This gene may also be involved in preeclampsia and several types of cancer. Alternatively spliced transcript variants encoding different isoforms have been found for this gene.
基因ID	2022
基因名	ENG
Swiss	P17813 (https://www.uniprot.org/uniprotkb/P17813/entry)
别名	CD105 (YD20444),CD105 (YD20444) Rabbit mAb,ENG,END

产品验证





实验步骤

访问官网浏览详情: www.ablybio.cn (<https://www.ablybio.cn/>www.ablybio.cn)