

— ABLYBIO, Help Your Research



# TAOK1 (YD31442) Rabbit mAb

货号: **AYD14861**

## 产品信息

反应	Human,Mouse,Rat
宿主	Rabbit
克隆性	Monoclonal
预测反应	
应用	WB
推荐浓度	
理论分子量	116kDa
实测分子量	
形式	Liquid
保存条件	Store at -20°C. Avoid freeze / thaw cycles. Buffer: PBS with 0.75% BSA,50% glycerol,pH7.3.
偶联物	Unconjugated
阳性对照	Jurkat,U-251MG,Mouse testis,Rat liver
细胞定位	Cytoplasm
纯化	亲和纯化



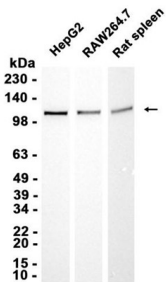
## 抗原信息

抗原信息	
------	--

## 靶点信息

研究背景	Serine/threonine-protein kinase involved in various processes such as p38/MAPK14 stress-activated MAPK cascade, DNA damage response and regulation of cytoskeleton stability. Phosphorylates MAP2K3, MAP2K6 and MARK2. Acts as an activator of the p38/MAPK14 stress-activated MAPK cascade by mediating phosphorylation and subsequent activation of the upstream MAP2K3 and MAP2K6 kinases. Involved in G-protein coupled receptor signaling to p38/MAPK14. In response to DNA damage, involved in the G2/M transition DNA damage checkpoint by activating the p38/MAPK14 stress-activated MAPK cascade, probably by mediating phosphorylation of MAP2K3 and MAP2K6. Acts as a regulator of cytoskeleton stability by phosphorylating 'Thr-208' of MARK2, leading to activate MARK2 kinase activity and subsequent phosphorylation and detachment of MAPT/TAU from microtubules. Also acts as a regulator of apoptosis: regulates apoptotic morphological changes, including cell contraction, membrane blebbing and apoptotic bodies formation via activation of the MAPK8/JNK cascade.
基因ID	57551
基因名	TAOK1
Swiss	Q7L7X3 ( <a href="https://www.uniprot.org/uniprotkb/Q7L7X3/entry">https://www.uniprot.org/uniprotkb/Q7L7X3/entry</a> )
别名	TAOK1 (YD31442),TAOK1 (YD31442) Rabbit mAb,TAOK1,Kinase from chicken homolog B,MARK Kinase,Pro state-derived sterile 20-like kinase 2,Thousand and one amino acid protein kinase 1,KIAA1361,MAP3K16, MARKK

## 产品验证



## 实验步骤

访问官网浏览详情: [www.ablybio.cn](http://www.ablybio.cn) (<https://www.ablybio.cn/www.ablybio.cn>)