

— ABLYBIO, Help Your Research



CAB39 (YD34247) Rabbit mAb

货号: **AYD14814**

产品信息

反应	Human,Mouse,Rat
宿主	Rabbit
克隆性	Monoclonal
预测反应	
应用	WB IHC-P ICC/IF FC
推荐浓度	
理论分子量	40kDa
实测分子量	
形式	Liquid
保存条件	Store at -20°C. Avoid freeze / thaw cycles. Buffer: PBS with 0.75% BSA,50% glycerol,pH7.3.
偶联物	Unconjugated
阳性对照	K-562,Mouse lung,Rat lung
细胞定位	Cytoplasm
纯化	亲和纯化

抗原信息

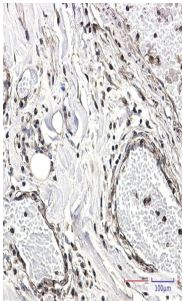



抗原信息	
------	--

靶点信息

研究背景	Component of a complex that binds and activates STK11/LKB1. In the complex, required to stabilize the interaction between CAB39/MO25 (CAB39/MO25alpha or CAB39L/MO25beta and STK11/LKB1.
------	--

基因ID	51719
基因名	CAB39
Swiss	Q9Y376 (https://www.uniprot.org/uniprotkb/Q9Y376/entry)
别名	CAB39 (YD34247), CAB39 (YD34247) Rabbit mAb, CAB39, MO25alpha, Protein Mo25, MO25

产品验证



实验步骤

访问官网浏览详情: www.ablybio.cn (<https://www.ablybio.cn/www.ablybio.cn>)