

— ABLYBIO, Help Your Research



GSK3 beta (YD13745) Rabbit mAb

货号: **AYD14808**

产品信息

反应	Human
宿主	Rabbit
克隆性	Monoclonal
预测反应	
应用	WB IHC FC
推荐浓度	
理论分子量	47kDa
实测分子量	
形式	Liquid
保存条件	Store at -20°C. Avoid freeze / thaw cycles. Buffer: PBS with 0.75% BSA,50% glycerol,pH7.3.
偶联物	Unconjugated
阳性对照	LO2,HeLa,22Rv1,U-251MG
细胞定位	Cytoplasm, Nucleus, Cell membrane
纯化	亲和纯化

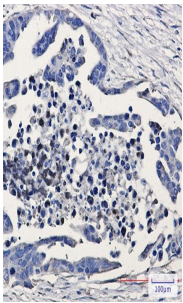
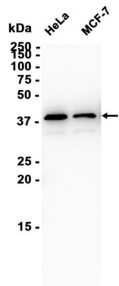
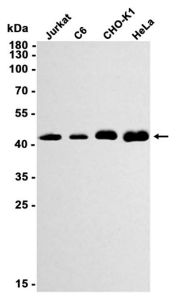
抗原信息

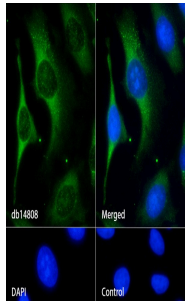
抗原信息	
------	--

靶点信息

研究背景	The protein encoded by this gene is a serine-threonine kinase, belonging to the glycogen synthase kinase subfamily. It is involved in energy metabolism, neuronal cell development, and body pattern formation. Polymorphisms in this gene have been implicated in modifying risk of Parkinson disease, and studies in mice show that overexpression of this gene may be relevant to the pathogenesis of Alzheimer disease. Alternatively spliced transcript variants encoding different isoforms have been found for this gene.
基因ID	2932
基因名	GSK3B
Swiss	P49841 (https://www.uniprot.org/uniprotkb/P49841/entry)
别名	GSK3 beta (YD13745),Glycogen Synthase Kinase 3 Beta,Glycogen synthase kinase-3 beta,GSK 3 beta,GS K-3 beta,GSK3B,GSK3B_HUMAN,GSK3beta isoform,Serine/threonine-protein kinase GSK3B,GSK3 beta (YD 13745) Rabbit mAb

产品验证





实验步骤

访问官网浏览详情: www.ablybio.cn (<https://www.ablybio.cn/>www.ablybio.cn)