

— ABLYBIO, Help Your Research



# Paxillin (YD12749) Rabbit mAb

货号: **AYD14728**

## 产品信息

反应	Human,Mouse,Rat
宿主	Rabbit
克隆性	Monoclonal
预测反应	
应用	WB IHC-P ICC/IF FC IP
推荐浓度	
理论分子量	65kDa
实测分子量	
形式	Liquid
保存条件	Store at -20°C. Avoid freeze / thaw cycles. Buffer: PBS with 0.75% BSA,50% glycerol,pH7.3.
偶联物	Unconjugated
阳性对照	HeLa,3T3
细胞定位	Cytoplasm, cytoskeleton, Cell junction, focal adhesion, cell cortex
纯化	亲和纯化

## 抗原信息

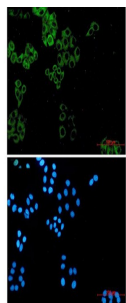
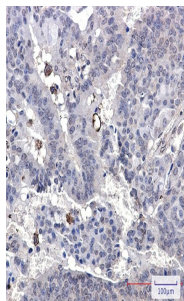
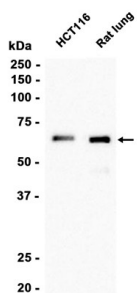
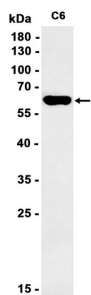
抗原信息	
------	--

## 靶点信息

研究背景	This gene encodes a cytoskeletal protein involved in actin-membrane attachment at sites of cell adhesion to the extracellular matrix (focal adhesion). Alternatively spliced transcript variants encoding different isoforms have been described for this gene. These isoforms exhibit different expression pattern, and have different biochemical, as well as physiological properties (PMID:9054445).
------	--

基因ID	5829
基因名	PXN
Swiss	P49023 ( <a href="https://www.uniprot.org/uniprotkb/P49023/entry">https://www.uniprot.org/uniprotkb/P49023/entry</a> )
别名	Paxillin (YD12749), Paxillin (YD12749) Rabbit mAb, PXN

## 产品验证



## 实验步骤

访问官网浏览详情: [www.ablybio.cn](http://www.ablybio.cn) (<https://www.ablybio.cn/www.ablybio.cn>)