

— ABLYBIO, Help Your Research



EHMT2 (YD18426) Rabbit mAb

货号: **AYD14694**

产品信息

反应	Human,Mouse,Rat
宿主	Rabbit
克隆性	Monoclonal
预测反应	
应用	WB IHC-P ICC/IF FC IP
推荐浓度	
理论分子量	132kDa
实测分子量	
形式	Liquid
保存条件	Store at -20°C. Avoid freeze / thaw cycles. Buffer: PBS with 0.75% BSA,50% glycerol,pH7.3.
偶联物	Unconjugated
阳性对照	Jurkat
细胞定位	Nucleus, Chromosome
纯化	亲和纯化

抗原信息

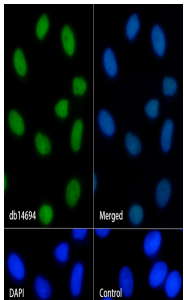

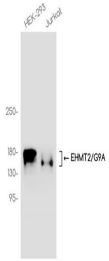
抗原信息	
------	--

靶点信息

研究背景	This gene encodes a methyltransferase that methylates lysine residues of histone H3. Methylation of H3 at lysine 9 by this protein results in recruitment of additional epigenetic regulators and repression of transcription. This gene was initially thought to be two different genes, NG36 and G9a, adjacent to each other in the HLA locus. Alternative splicing results in multiple transcript variants.
------	--

基因ID	10919
基因名	EHMT2
Swiss	Q96KQ7 (https://www.uniprot.org/uniprotkb/Q96KQ7/entry)
别名	EHMT2 (YD18426),EHMT2 (YD18426) Rabbit mAb,EHMT2,Euchromatic histone-lysine N-methyltransferase 2,HLA-B-associated transcript 8,Histone H3-K9 methyltransferase 3,Lysine N-methyltransferase 1C,Protein G9a,BAT8,C6orf30,G9A,KMT1C,NG36

产品验证



实验步骤

访问官网浏览详情: www.ablybio.cn (<https://www.ablybio.cn/www.ablybio.cn>)