

# AKT1/2/3 (YD16941) Rabbit mAb

货号: **AYD14689**

## 产品信息

反应	Human,Mouse,Rat
宿主	Rabbit
克隆性	Monoclonal
预测反应	
应用	WB ICC/IF
推荐浓度	
理论分子量	56kDa
实测分子量	
形式	Liquid
保存条件	Store at -20°C. Avoid freeze / thaw cycles. Buffer: PBS with 0.75% BSA,50% glycerol,pH7.3.
偶联物	Unconjugated
阳性对照	SH-SY5Y,293T
细胞定位	Nucleus, Cytoplasm, Membrane
纯化	

## 抗原信息

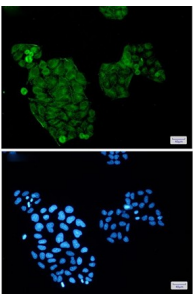
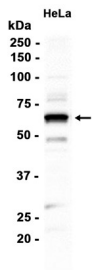
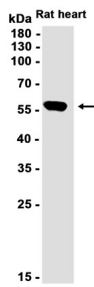
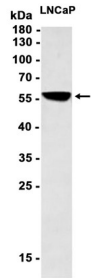
抗原信息	
------	--

## 靶点信息

研究背景	The protein encoded by this gene is a member of the AKT, also called PKB, serine/threonine protein kinase family. AKT kinases are known to be regulators of cell signaling in response to insulin and growth factors. They are involved in a wide variety of biological processes including cell proliferation, differentiation, apoptosis, tumorigenesis, as well as glycogen synthesis and glucose uptake. This kinase has been shown to be stimulated by platelet-derived growth factor (PDGF), insulin, and insulin-like growth factor 1 (IGF1). Alternatively splice transcript variants encoding distinct isoforms have been described.
基因ID	10000
基因名	AKT3

Swiss	Q9Y243
别名	AKT1/2/3 (YD16941)

### 产品验证



### 实验步骤

访问官网浏览详情: [www.ablybio.cn](http://www.ablybio.cn)