

— ABLYBIO, Help Your Research



Moesin (YD32571) Rabbit mAb

货号: **AYD14588**

产品信息

反应	Human, Mouse, Rat
宿主	Rabbit
克隆性	Monoclonal
预测反应	
应用	WB IHC ICC/IF IP
推荐浓度	
理论分子量	68kDa
实测分子量	
形式	Liquid
保存条件	Store at -20°C. Avoid freeze / thaw cycles. Buffer: PBS with 0.75% BSA,50% glycerol,pH7.3.
偶联物	Unconjugated
阳性对照	HeLa,OVCAR3,HT-29,SW620,Mouse spleen,Mouse lung,Mouse kidney
细胞定位	Cell membrane, Cytoplasm, cytoskeleton, Apical cell membrane, Cell projection, microvillus membrane, microvillus
纯化	亲和纯化

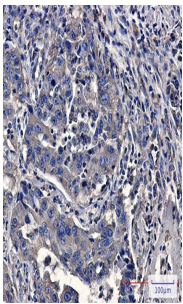

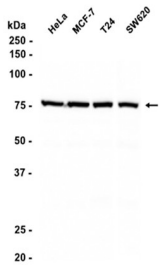
抗原信息

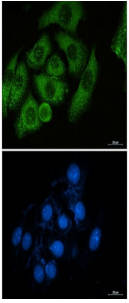
抗原信息	
------	--

靶点信息

研究背景	Moesin (for membrane-organizing extension spike protein) is a member of the ERM family which includes ezrin and radixin. ERM proteins appear to function as cross-linkers between plasma membranes and actin-based cytoskeletons. Moesin is localized to filopodia and other membranous protrusions that are important for cell-cell recognition and signaling and for cell movement.
基因ID	4478
基因名	MSN
Swiss	P26038 (https://www.uniprot.org/uniprotkb/P26038/entry)
别名	Moesin (YD32571), Moesin (YD32571) Rabbit mAb, MSN, Membrane-organizing extension spike protein

产品验证





实验步骤

访问官网浏览详情: www.ablybio.cn (<https://www.ablybio.cn/>www.ablybio.cn)