

# Histone H1.2 (YD15187) Rabbit mAb

货号: **AYD14564**

## 产品信息

反应	Human,Mouse,Rat
宿主	Rabbit
克隆性	Monoclonal
预测反应	
应用	WB IHC-P ICC/IF
推荐浓度	
理论分子量	21kDa
实测分子量	
形式	Liquid
保存条件	Store at -20°C. Avoid freeze / thaw cycles. Buffer: PBS with 0.75% BSA,50% glycerol,pH7.3.
偶联物	Unconjugated
阳性对照	HeLa,HepG2,Raji,Mouse thymus,Rat lung
细胞定位	Nucleus, nucleolus, Chromosome
纯化	

## 抗原信息

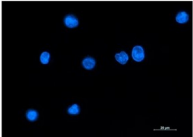
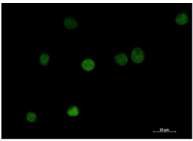
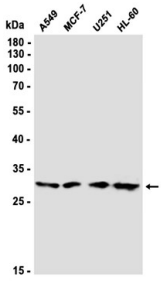

抗原信息	
------	--

## 靶点信息

研究背景	Histones are basic nuclear proteins responsible for nucleosome structure of the chromosomal fiber in eukaryotes. Two molecules of each of the four core histones (H2A, H2B, H3, and H4) form an octamer, around which approximately 146 bp of DNA is wrapped in repeating units, called nucleosomes. The linker histone, H1, interacts with linker DNA between nucleosomes and functions in the compaction of chromatin into higher order structures. This gene is intronless and encodes a replication-dependent histone that is a member of the histone H1 family. Transcripts from this gene lack polyA tails but instead contain a palindromic termination element. This gene is found in the large histone gene cluster on chromosome 6. [provided by RefSeq, Aug 2015]
基因ID	3006

基因名	H1-2
Swiss	P16403
别名	Histone H1.2 (YD15187)

### 产品验证



### 实验步骤

访问官网浏览详情: [www.ablybio.cn](http://www.ablybio.cn)