

— ABLYBIO, Help Your Research



Microsomal Glutathione S-transferase 1 (YD11544) Rabbit mAb

货号: AYD14557

产品信息

反应	Human,Mouse,Rat
宿主	Rabbit
克隆性	Monoclonal
预测反应	
应用	WB IHC-P ICC/IF FC
推荐浓度	
理论分子量	18kDa
实测分子量	
形式	Liquid
保存条件	Store at -20°C. Avoid freeze / thaw cycles. Buffer: PBS with 0.75% BSA,50% glycerol,pH7.3.
偶联物	Unconjugated
阳性对照	Mouse lung
细胞定位	Endoplasmic reticulum membrane, Mitochondrion outer membrane
纯化	亲和纯化

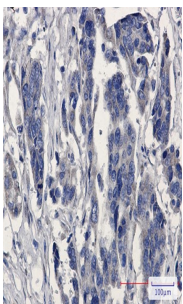


抗原信息

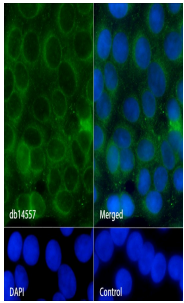
抗原信息	
------	--

靶点信息

研究背景	The MAPEG (Membrane Associated Proteins in Eicosanoid and Glutathione metabolism) family consists of six human proteins, two of which are involved in the production of leukotrienes and prostaglandin E, important mediators of inflammation. Other family members, demonstrating glutathione S-transferase and peroxidase activities, are involved in cellular defense against toxic, carcinogenic, and pharmacologically active electrophilic compounds. This gene encodes a protein that catalyzes the conjugation of glutathione to electrophiles and the reduction of lipid hydroperoxides. This protein is localized to the endoplasmic reticulum and outer mitochondrial membrane where it is thought to protect these membranes from oxidative stress. Several transcript variants, some non-protein coding and some protein coding, have been found for this gene.
基因ID	4257
基因名	MGST1
Swiss	P10620 (https://www.uniprot.org/uniprotkb/P10620/entry)
别名	Microsomal Glutathione S-transferase 1 (YD11544),Microsomal Glutathione S-transferase 1 (YD11544) Rabbit mAb,MGST1,Microsomal GST-I,GST12,MGST

产品验证





实验步骤

访问官网浏览详情: www.ablybio.cn (<https://www.ablybio.cn/>www.ablybio.cn)