

— ABLYBIO, Help Your Research



Ezrin (YD33897) Rabbit mAb

货号: **AYD14421**

产品信息

反应	Human,Mouse,Rat
宿主	Rabbit
克隆性	Monoclonal
预测反应	
应用	WB IHC-P ICC/IF FC IP
推荐浓度	
理论分子量	69kDa
实测分子量	
形式	Liquid
保存条件	Store at -20°C. Avoid freeze / thaw cycles. Buffer: PBS with 0.75% BSA,50% glycerol,pH7.3.
偶联物	Unconjugated
阳性对照	MDA
细胞定位	Apical cell membrane, Cell projection, microvillus membrane, ruffle membrane, Cytoplasm, cell cortex, cytoskeleton, microvillus
纯化	亲和纯化



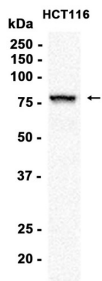
抗原信息

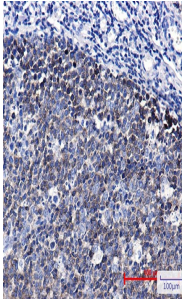
抗原信息	
------	--

靶点信息

研究背景	The cytoplasmic peripheral membrane protein encoded by this gene functions as a protein-tyrosine kinase substrate in microvilli. As a member of the ERM protein family, this protein serves as an intermediate between the plasma membrane and the actin cytoskeleton. This protein plays a key role in cell surface structure adhesion, migration and organization, and it has been implicated in various human cancers. A pseudogene located on chromosome 3 has been identified for this gene. Alternatively spliced variants have also been described for this gene.
基因ID	7430
基因名	EZR
Swiss	P15311 (https://www.uniprot.org/uniprotkb/P15311/entry)
别名	Ezrin (YD33897), Ezrin (YD33897) Rabbit mAb, EZR, Cytovillin, Villin-2, p81, VIL2

产品验证





实验步骤

访问官网浏览详情: www.ablybio.cn (<https://www.ablybio.cn/www.ablybio.cn>)