

MEF2A (YD15742) Rabbit mAb

货号: **AYD14391**

产品信息

反应	Human,Mouse,Rat
宿主	Rabbit
克隆性	Monoclonal
预测反应	
应用	WB ICC/IF FC
推荐浓度	
理论分子量	55kDa
实测分子量	
形式	Liquid
保存条件	Store at -20°C. Avoid freeze / thaw cycles. Buffer: PBS with 0.75% BSA,50% glycerol,pH7.3.
偶联物	Unconjugated
阳性对照	HeLa,Raji,MCF7,Mouse spleen,C6
细胞定位	Nucleus
纯化	

抗原信息

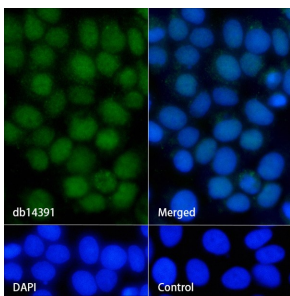
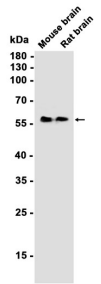
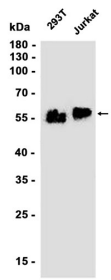
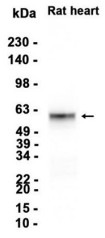
抗原信息	
------	--

靶点信息

研究背景	The protein encoded by this gene is a DNA-binding transcription factor that activates many muscle-specific, growth factor-induced, and stress-induced genes. The encoded protein can act as a homodimer or as a heterodimer and is involved in several cellular processes, including muscle development, neuronal differentiation, cell growth control, and apoptosis. Defects in this gene could be a cause of autosomal dominant coronary artery disease 1 with myocardial infarction (ADCAD1). Several transcript variants encoding different isoforms have been found for this gene.
基因ID	4205
基因名	MEF2A

Swiss	Q02078
别名	MEF2A (YD15742)

产品验证



实验步骤

访问官网浏览详情: www.ablybio.cn