

— ABLYBIO, Help Your Research



RAB8A (YD11431) Rabbit mAb

货号: **AYD14334**

产品信息

| | |
|-------|--------------------------------------------------------------------------------------------------------------------------------------------------------------------------------------------------------------------------------------------------------------------------------------------------|
| 反应 | Human,Mouse,Rat |
| 宿主 | Rabbit |
| 克隆性 | Monoclonal |
| 预测反应 | |
| 应用 | WB IHC-P ICC/IF FC |
| 推荐浓度 | |
| 理论分子量 | 24kDa |
| 实测分子量 | |
| 形式 | Liquid |
| 保存条件 | Store at -20°C. Avoid freeze / thaw cycles. Buffer: PBS with 0.75% BSA,50% glycerol,pH7.3. |
| 偶联物 | Unconjugated |
| 阳性对照 | HeLa,HCT116 |
| 细胞定位 | Cell membrane, Golgi apparatus, Endosome membrane, Recycling endosome membrane, Cell projection, cilium, Cytoplasmic vesicle, phagosome, phagosome membrane, Cytoplasm, cytoskeleton, microtubule organizing center, centrosome, centriole, cilium basal body, Midbody, cilium axoneme, Lysosome |
| 纯化 | 亲和纯化 |

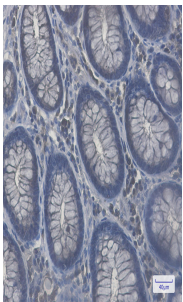

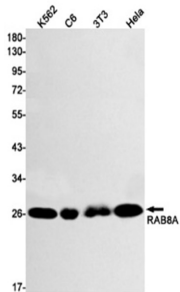
抗原信息

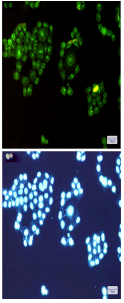
| | |
|------|--|
| 抗原信息 | |
|------|--|

靶点信息

| | |
|-------|--------------------------------------------------------------------------------------------------------------------------------------------------------------------------------------------------------------------------------------------------------------------------------------------------------------------------------------------------------------------------------------------------------------------------------------------------------------------------------------------------------------------------------------------------------------------------------------------------------------------------------------------------------------------------------------------------------------------------------------------------------------------------------------------------------------------------------------------------------------------------------------------------------------------------------------------------------------------------------------------------------------------------------------------|
| 研究背景 | The protein encoded by this gene is a member of the RAS superfamily which are small GTP/GDP-binding proteins with an average size of 200 amino acids. The RAS-related proteins of the RAB/YPT family may play a role in the transport of proteins from the endoplasmic reticulum to the Golgi and the plasma membrane. This protein shares 97%, 96%, and 51% similarity with the dog RAB8, mouse MEL, and mouse YPT1 proteins, respectively and contains the 4 GTP/GDP-binding sites that are present in all the RAS proteins. The putative effector-binding site of this protein is similar to that of the RAB/YPT proteins. However, this protein contains a C-terminal CAAX motif that is characteristic of many RAS superfamily members but which is not found in YPT1 and the majority of RAB proteins. Although this gene was isolated as a transforming gene from a melanoma cell line, no linkage between MEL and malignant melanoma has been demonstrable. This oncogene is located 800 kb distal to MY09B on chromosome 19p13.1. |
| 基因ID | 4218 |
| 基因名 | RAB8A |
| Swiss | P61006 (https://www.uniprot.org/uniprotkb/P61006/entry) |
| 别名 | RAB8A (YD11431),RAB8A (YD11431) Rabbit mAb,RAB8A,Oncogene c-mel,MEL,RAB8 |

产品验证





实验步骤

访问官网浏览详情: www.ablybio.cn (<https://www.ablybio.cn/>www.ablybio.cn)