

— ABLYBIO, Help Your Research



EGFR (YD13669) Rabbit mAb

货号: **AYD14238**

产品信息

反应	Human,Mouse,Rat
宿主	Rabbit
克隆性	Monoclonal
预测反应	
应用	WB IHC-P ICC/IF FC IP
推荐浓度	
理论分子量	134kDa
实测分子量	
形式	Liquid
保存条件	Store at -20°C. Avoid freeze / thaw cycles. Buffer: PBS with 0.75% BSA,50% glycerol,pH7.3.
偶联物	Unconjugated
阳性对照	Mouse brain,Rat brain
细胞定位	Cell membrane, Endoplasmic reticulum membrane, Golgi apparatus membrane, Nucleus membrane, Endosome, Endosome membrane, Nucleus, Secreted
纯化	亲和纯化

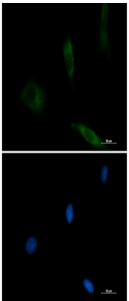
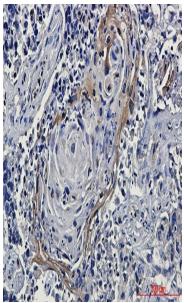

抗原信息

抗原信息	
------	--

靶点信息

研究背景	The protein encoded by this gene is a transmembrane glycoprotein that is a member of the protein kinase superfamily. This protein is a receptor for members of the epidermal growth factor family. EGFR is a cell surface protein that binds to epidermal growth factor. Binding of the protein to a ligand induces receptor dimerization and tyrosine autophosphorylation and leads to cell proliferation. Mutations in this gene are associated with lung cancer.
基因ID	1956
基因名	EGFR
Swiss	P00533 (https://www.uniprot.org/uniprotkb/P00533/entry)
别名	EGFR (YD13669),EGFR (YD13669) Rabbit mAb,EGFR,Proto-oncogene c-ErbB-1,Receptor tyrosine-protein kinase erbB-1,ERBB,ERBB1,HER1

产品验证



实验步骤

访问官网浏览详情: www.ablybio.cn (<https://www.ablybio.cn/www.ablybio.cn>)