

EWSR1 (YD13497) Rabbit mAb

货号: **AYD14236**

产品信息

反应	Human,Mouse,Rat
宿主	Rabbit
克隆性	Monoclonal
预测反应	
应用	WB IHC-P ICC/IF FC
推荐浓度	
理论分子量	68kDa
实测分子量	
形式	Liquid
保存条件	Store at -20°C. Avoid freeze / thaw cycles. Buffer: PBS with 0.75% BSA,50% glycerol,pH7.3.
偶联物	Unconjugated
阳性对照	HeLa,Jurkat,Mouse testis,Mouse thymus,Rat testis
细胞定位	Nucleus, Cytoplasm, Cell membrane
纯化	

抗原信息

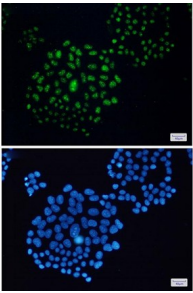
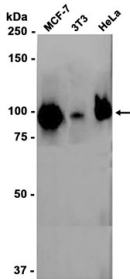

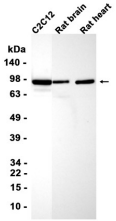
抗原信息	
------	--

靶点信息

研究背景	<p>This gene encodes a multifunctional protein that is involved in various cellular processes, including gene expression, cell signaling, and RNA processing and transport. The protein includes an N-terminal transcriptional activation domain and a C-terminal RNA-binding domain. Chromosomal translocations between this gene and various genes encoding transcription factors result in the production of chimeric proteins that are involved in tumorigenesis. These chimeric proteins usually consist of the N-terminal transcriptional activation domain of this protein fused to the C-terminal DNA-binding domain of the transcription factor protein. Mutations in this gene, specifically a t(11;22)(q24;q12) translocation, are known to cause Ewing sarcoma as well as neuroectodermal and various other tumors. Alternative splicing of this gene results in multiple transcript variants. Related pseudogenes have been identified on chromosomes 1 and 14. [provided by RefSeq, Jul 2009]</p>
基因ID	2130

基因名	EWSR1
Swiss	Q01844
别名	EWSR1 (YD13497)

产品验证



实验步骤

访问官网浏览详情: www.ablybio.cn