

— ABLYBIO, Help Your Research



Phospho-AMPK alpha 1 (Ser496) (YD31610) Rabbit mAb

货号: AYD14230

产品信息

反应	Human
宿主	Rabbit
克隆性	Monoclonal
预测反应	
应用	WB ICC/IF
推荐浓度	
理论分子量	64kDa
实测分子量	
形式	Liquid
保存条件	Store at -20°C. Avoid freeze / thaw cycles. Buffer: PBS with 0.75% BSA,50% glycerol,pH7.3.
偶联物	Unconjugated
阳性对照	Mouse liver,Mouse brain,Rat liver
细胞定位	Cytoplasm, Nucleus
纯化	亲和纯化

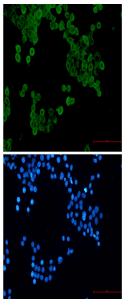
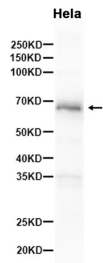

抗原信息

抗原信息	
------	--

靶点信息

研究背景	The protein encoded by this gene belongs to the ser/thr protein kinase family. It is the catalytic subunit of the 5'-prime-AMP-activated protein kinase (AMPK). AMPK is a cellular energy sensor conserved in all eukaryotic cells. The kinase activity of AMPK is activated by the stimuli that increase the cellular AMP/ATP ratio. AMPK regulates the activities of a number of key metabolic enzymes through phosphorylation. It protects cells from stresses that cause ATP depletion by switching off ATP-consuming biosynthetic pathways. Alternatively spliced transcript variants encoding distinct isoforms have been observed.
基因ID	5562
基因名	PRKAA1
Swiss	Q13131 (https://www.uniprot.org/uniprotkb/Q13131/entry)
别名	Phospho-AMPK alpha 1 (Ser496) (YD31610), Phospho-AMPK alpha 1 (Ser496) (YD31610) Rabbit mAb, PRKAA1, Acetyl-CoA carboxylase kinase, Hydroxymethylglutaryl-CoA reductase kinase, Tau-protein kinase PRKAA1, AMPK1

产品验证



实验步骤

访问官网浏览详情: www.ablybio.cn (<https://www.ablybio.cn/www.ablybio.cn>)