

— ABLYBIO, Help Your Research



JNK1/JNK2/JNK3 (YD13729) Rabbit mAb

货号: **AYD14225**

产品信息

反应	Human,Mouse,Rat
宿主	Rabbit
克隆性	Monoclonal
预测反应	
应用	WB ICC/IF FC IP
推荐浓度	
理论分子量	48kDa
实测分子量	
形式	Liquid
保存条件	Store at -20°C. Avoid freeze / thaw cycles. Buffer: PBS with 0.75% BSA,50% glycerol,pH7.3.
偶联物	Unconjugated
阳性对照	SH-SY5Y,Mouse kidney,Rat heart
细胞定位	Cytoplasm, Nucleus, Synapse
纯化	亲和纯化

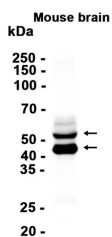
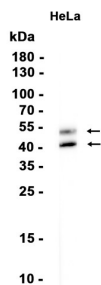
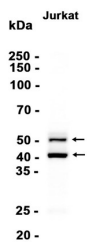
抗原信息

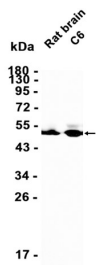
抗原信息	
------	--

靶点信息

研究背景	The protein encoded by this gene is a member of the MAP kinase family. MAP kinases act as an integration point for multiple biochemical signals, and are involved in a wide variety of cellular processes such as proliferation, differentiation, transcription regulation and development. This kinase is activated by various cell stimuli, and targets specific transcription factors, and thus mediates immediate-early gene expression in response to cell stimuli. The activation of this kinase by tumor-necrosis factor alpha (TNF-alpha) is found to be required for TNF-alpha induced apoptosis. This kinase is also involved in UV radiation induced apoptosis, which is thought to be related to cytochrome c-mediated cell death pathway. Studies of the mouse counterpart of this gene suggested that this kinase play a key role in T cell proliferation, apoptosis and differentiation. Several alternatively spliced transcript variants encoding distinct isoforms have been reported.
基因ID	5599
基因名	MAPK8
Swiss	P45983 (https://www.uniprot.org/uniprotkb/P45983/entry)
别名	JNK1/JNK2/JNK3 (YD13729),JNK1/JNK2/JNK3 (YD13729) Rabbit mAb,MAPK8,JNK-46,Stress-activated protein kinase 1c,Stress-activated protein kinase JNK1,c-Jun N-terminal kinase 1,JNK1,PRKM8,SAPK1,SAPK1C

产品验证





实验步骤

访问官网浏览详情: www.ablybio.cn (<https://www.ablybio.cn/www.ablybio.cn>)