

— ABLYBIO, Help Your Research



SAMHD1 (YD20900) Rabbit mAb

货号: **AYD14197**

产品信息

反应	Human
宿主	Rabbit
克隆性	Monoclonal
预测反应	
应用	WB IHC-P ICC/IF FC
推荐浓度	
理论分子量	72kDa
实测分子量	
形式	Liquid
保存条件	Store at -20°C. Avoid freeze / thaw cycles. Buffer: PBS with 0.75% BSA,50% glycerol,pH7.3.
偶联物	Unconjugated
阳性对照	HepG2,HeLa,MCF-7,Mouse spleen
细胞定位	Nucleus, Chromosome
纯化	亲和纯化

抗原信息

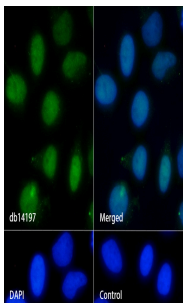
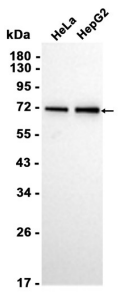
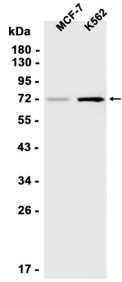
抗原信息	
------	--

靶点信息

研究背景	This gene may play a role in regulation of the innate immune response. The encoded protein is upregulated in response to viral infection and may be involved in mediation of tumor necrosis factor-alpha proinflammatory responses. Mutations in this gene have been associated with Aicardi-Goutieres syndrome.
------	--

基因ID	25939
基因名	SAMHD1
Swiss	Q9Y3Z3 (https://www.uniprot.org/uniprotkb/Q9Y3Z3/entry)
别名	SAMHD1 (YD20900),SAMHD1 (YD20900) Rabbit mAb,SAMHD1,Dendritic cell-derived IFNG-induced protein,Monocyte protein 5,SAM domain and HD domain-containing protein 1,MOP5

产品验证



实验步骤

访问官网浏览详情: www.ablybio.cn (<https://www.ablybio.cn/www.ablybio.cn>)