

Heme Oxygenase 1 (YD15440) Rabbit mAb

货号: **AYD14175**

产品信息

反应	Human,Mouse,Rat
宿主	Rabbit
克隆性	Monoclonal
预测反应	
应用	WB IHC-P ICC/IF FC IP
推荐浓度	
理论分子量	33kDa
实测分子量	
形式	Liquid
保存条件	Store at -20°C. Avoid freeze / thaw cycles. Buffer: PBS with 0.75% BSA,50% glycerol,pH7.3.
偶联物	Unconjugated
阳性对照	A549 cells, HeLa cells, HepG2 cells, U2OS cells, HSC-T6 cells, rat spleen tissue
细胞定位	Endoplasmic reticulum membrane
纯化	

抗原信息

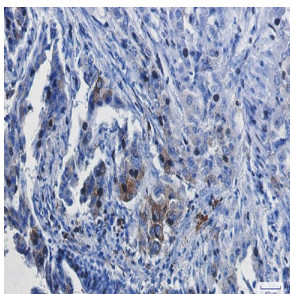
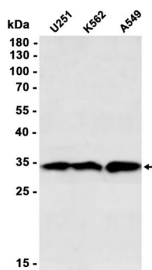
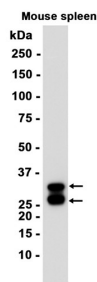
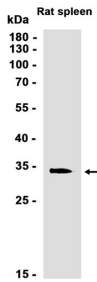
抗原信息	
------	--

靶点信息

研究背景	Heme oxygenase, an essential enzyme in heme catabolism, cleaves heme to form biliverdin, which is subsequently converted to bilirubin by biliverdin reductase, and carbon monoxide, a putative neurotransmitter. Heme oxygenase activity is induced by its substrate heme and by various nonheme substances. Heme oxygenase occurs as 2 isozymes, an inducible heme oxygenase-1 and a constitutive heme oxygenase-2. HMOX1 and HMOX2 belong to the heme oxygenase family.
基因ID	3162
基因名	HMOX1
Swiss	P09601

别名	Heme Oxygenase 1 (YD15440)
----	----------------------------

产品验证



实验步骤

访问官网浏览详情: www.ablybio.cn