

NDUFB9 (YD14169) Rabbit mAb

货号: **AYD14159**

产品信息

| | |
|-------|---|
| 反应 | Human,Mouse,Rat |
| 宿主 | Rabbit |
| 克隆性 | Monoclonal |
| 预测反应 | |
| 应用 | WB IHC-P ICC/IF FC IP |
| 推荐浓度 | |
| 理论分子量 | 22kDa |
| 实测分子量 | |
| 形式 | Liquid |
| 保存条件 | Store at -20°C. Avoid freeze / thaw cycles. Buffer: PBS with 0.75% BSA,50% glycerol,pH7.3. |
| 偶联物 | Unconjugated |
| 阳性对照 | U-87MG,HepG2,HeLa,Mouse brain,Rat kidney,Rat heart,Rat brain |
| 细胞定位 | Mitochondrion inner membrane |
| 纯化 | |

抗原信息

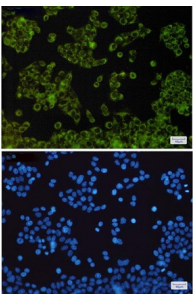
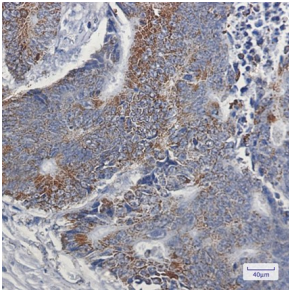


| | |
|------|--|
| 抗原信息 | |
|------|--|

靶点信息

| | |
|------|---|
| 研究背景 | The protein encoded by this gene is a subunit of the mitochondrial oxidative phosphorylation complex I (nicotinamide adenine dinucleotide: ubiquinone oxidoreductase). Complex I is localized to the inner mitochondrial membrane and functions to dehydrogenate nicotinamide adenine dinucleotide and to shuttle electrons to coenzyme Q. Complex I deficiency is the most common defect found in oxidative phosphorylation disorders and results in a range of conditions, including lethal neonatal disease, hypertrophic cardiomyopathy, liver disease, and adult-onset neurodegenerative disorders. Pseudogenes of this gene are found on chromosomes five, seven and eight. Alternative splicing results in multiple transcript variants. |
| 基因ID | 4715 |
| 基因名 | NDUFB9 |

| | |
|-------|------------------|
| Swiss | Q9Y6M9 |
| 别名 | NDUFB9 (YD14169) |

产品验证



实验步骤

访问官网浏览详情: www.ablybio.cn