

— ABLYBIO, Help Your Research



Superoxide Dismutase 1 (YD34239) Rabbit mAb

货号: **AYD14158**

产品信息

| | |
|-------|---|
| 反应 | Human |
| 宿主 | Rabbit |
| 克隆性 | Monoclonal |
| 预测反应 | |
| 应用 | WB IHC-P ICC/IF FC IP |
| 推荐浓度 | |
| 理论分子量 | 16kDa |
| 实测分子量 | |
| 形式 | Liquid |
| 保存条件 | Store at -20°C. Avoid freeze / thaw cycles. Buffer: PBS with 0.75% BSA,50% glycerol,pH7.3. |
| 偶联物 | Unconjugated |
| 阳性对照 | HeLa,293T,MCF7,Mouse liver,Mouse brain,Rat lung,Rat liver,Rat brain |
| 细胞定位 | Cytoplasm, Nucleus |
| 纯化 | 亲和纯化 |

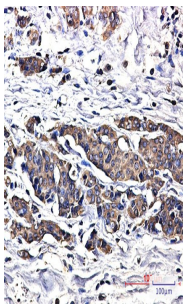
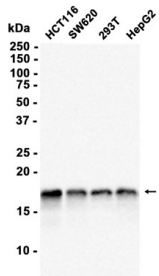
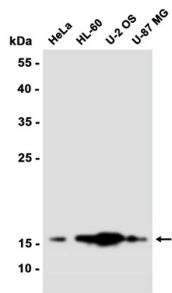
抗原信息

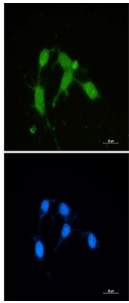
| | |
|------|--|
| 抗原信息 | |
|------|--|

靶点信息

| | |
|-------|---|
| 研究背景 | The protein encoded by this gene binds copper and zinc ions and is one of two isozymes responsible for destroying free superoxide radicals in the body. The encoded isozyme is a soluble cytoplasmic protein, acting as a homodimer to convert naturally-occurring but harmful superoxide radicals to molecular oxygen and hydrogen peroxide. The other isozyme is a mitochondrial protein. Mutations in this gene have been implicated as causes of familial amyotrophic lateral sclerosis. Rare transcript variants have been reported for this gene. |
| 基因ID | 6647 |
| 基因名 | SOD1 |
| Swiss | P00441 (https://www.uniprot.org/uniprotkb/P00441/entry) |
| 别名 | Superoxide Dismutase 1 (YD34239), Superoxide Dismutase 1 (YD34239) Rabbit mAb, SOD1, Hydrogen sulfide oxidase, Superoxide dismutase 1 |

产品验证





实验步骤

访问官网浏览详情: www.ablybio.cn (<https://www.ablybio.cn/www.ablybio.cn>)