

Phospho-p53 (Ser392) (YD11144) Rabbit mAb

货号: AYD14129

产品信息

反应	Human
宿主	Rabbit
克隆性	Monoclonal
预测反应	
应用	WB IHC-P
推荐浓度	
理论分子量	44kDa
实测分子量	
形式	Liquid
保存条件	Store at -20°C. Avoid freeze / thaw cycles. Buffer: PBS with 0.75% BSA,50% glycerol,pH7.3.
偶联物	Unconjugated
阳性对照	293T
细胞定位	Cytoplasm, Nucleus, PML body, Endoplasmic reticulum, Mitochondrion matrix, cytoskeleton, microtubule organizing center, centrosome
纯化	

抗原信息

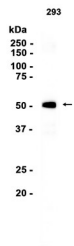
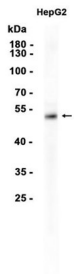
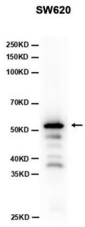
抗原信息	
------	--

靶点信息

研究背景	This gene encodes a tumor suppressor protein containing transcriptional activation, DNA binding, and oligomerization domains. The encoded protein responds to diverse cellular stresses to regulate expression of target genes, thereby inducing cell cycle arrest, apoptosis, senescence, DNA repair, or changes in metabolism. Mutations in this gene are associated with a variety of human cancers, including hereditary cancers such as Li-Fraumeni syndrome. Alternative splicing of this gene and the use of alternate promoters result in multiple transcript variants and isoforms. Additional isoforms have also been shown to result from the use of alternate translation initiation codons from identical transcript variants (PMIDs: 12032546, 20937277).
基因ID	7157

基因名	TP53
Swiss	P04637
别名	Phospho-p53 (Ser392) (YD11144)

产品验证



实验步骤

访问官网浏览详情: www.ablybio.cn