

— ABLYBIO, Help Your Research



ATP6V1A (YD12287) Rabbit mAb

货号: **AYD14050**

产品信息

反应	Human,Mouse,Rat
宿主	Rabbit
克隆性	Monoclonal
预测反应	
应用	WB IHC-P ICC/IF FC IP
推荐浓度	
理论分子量	68kDa
实测分子量	
形式	Liquid
保存条件	Store at -20°C. Avoid freeze / thaw cycles. Buffer: PBS with 0.75% BSA,50% glycerol,pH7.3.
偶联物	Unconjugated
阳性对照	Mouse brain
细胞定位	Cytoplasm, cytosol, Cytoplasmic vesicle, secretory vesicle, clathrin-coated vesicle membrane, Lysosome
纯化	亲和纯化

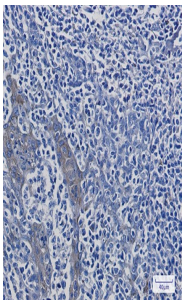
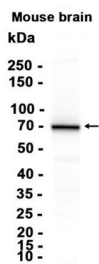
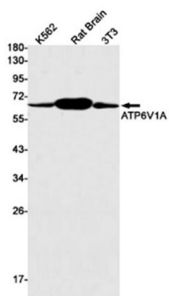
抗原信息

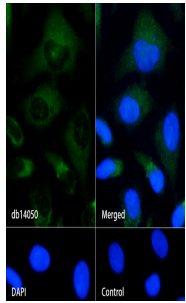
抗原信息	
------	--

靶点信息

研究背景	This gene encodes a component of vacuolar ATPase (V-ATPase), a multisubunit enzyme that mediates acidification of eukaryotic intracellular organelles. V-ATPase dependent organelle acidification is necessary for such intracellular processes as protein sorting, zymogen activation, receptor-mediated endocytosis, and synaptic vesicle proton gradient generation. V-ATPase is composed of a cytosolic V1 domain and a trans membrane V0 domain. The V1 domain consists of three A and three B subunits, two G subunits plus the C, D, E, F, and H subunits. The V1 domain contains the ATP catalytic site. The V0 domain consists of five different subunits: a, c, c', c', and d. Additional isoforms of many of the V1 and V0 subunit proteins are encoded by multiple genes or alternatively spliced transcript variants. This encoded protein is one of two V1 domain A subunit isoforms and is found in all tissues. Transcript variants derived from alternative polyadenylation exist.
基因ID	523
基因名	ATP6V1A
Swiss	P38606 (https://www.uniprot.org/uniprotkb/P38606/entry)
别名	ATP6V1A (YD12287),ATP6V1A (YD12287) Rabbit mAb,ATP6V1A,V-ATPase 69 kDa subunit,Vacuolar ATPase isoform VA68,Vacuolar proton pump subunit alpha,ATP6A1,ATP6V1A1,VPP2

产品验证





实验步骤

访问官网浏览详情: www.ablybio.cn (<https://www.ablybio.cn/>www.ablybio.cn)