

— ABLYBIO, Help Your Research



Phospho-MCM2 (Ser40) (YD32310) Rabbit mAb

货号: **AYD14023**

产品信息

反应	Human,Mouse,Rat
宿主	Rabbit
克隆性	Monoclonal
预测反应	
应用	WB IHC-P
推荐浓度	
理论分子量	102kDa
实测分子量	
形式	Liquid
保存条件	Store at -20°C. Avoid freeze / thaw cycles. Buffer: PBS with 0.75% BSA,50% glycerol,pH7.3.
偶联物	Unconjugated
阳性对照	SW480,SH-SY5Y,Raji,A-549,HeLa,HL-60,Mouse thymus
细胞定位	Nucleus, Chromosome
纯化	亲和纯化

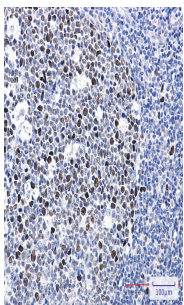
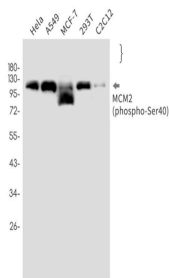
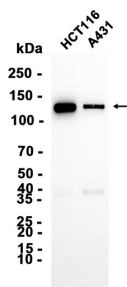
抗原信息

抗原信息	
------	--

靶点信息

研究背景	The protein encoded by this gene is one of the highly conserved mini-chromosome maintenance proteins (MCM) that are involved in the initiation of eukaryotic genome replication. The hexameric protein complex formed by MCM proteins is a key component of the pre-replication complex (pre_RC) and may be involved in the formation of replication forks and in the recruitment of other DNA replication related proteins. This protein forms a complex with MCM4, 6, and 7, and has been shown to regulate the helicase activity of the complex. This protein is phosphorylated, and thus regulated by, protein kinases CDC2 and CDC7. Multiple alternatively spliced transcript variants have been found, but the full-length nature of some variants has not been defined.
基因ID	4171
基因名	MCM2
Swiss	P49736 (https://www.uniprot.org/uniprotkb/P49736/entry)
别名	Phospho-MCM2 (Ser40) (YD32310), Phospho-MCM2 (Ser40) (YD32310) Rabbit mAb, MCM2, Minichromosome maintenance protein 2 homolog, Nuclear protein BM28, BM28, CCNL1, CDCL1, KIAA0030

产品验证



实验步骤

访问官网浏览详情: www.ablybio.cn (<https://www.ablybio.cn/www.ablybio.cn>)

