

# Cytochrome P450 17A1/CYP17A1 (YD16132) Rabbit mAb

货号: AYD13969

## 产品信息

反应	Human, Mouse, Rat
宿主	Rabbit
克隆性	Monoclonal
预测反应	
应用	WB IHC ICC/IF FC IP
推荐浓度	
理论分子量	57kDa
实测分子量	
形式	Liquid
保存条件	Store at -20°C. Avoid freeze / thaw cycles. Buffer: PBS with 0.75% BSA, 50% glycerol, pH7.3.
偶联物	Unconjugated
阳性对照	Rat testis
细胞定位	Endoplasmic reticulum membrane, Microsome membrane
纯化	

## 抗原信息

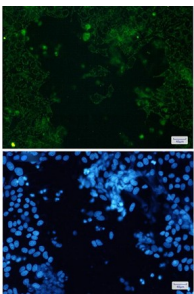
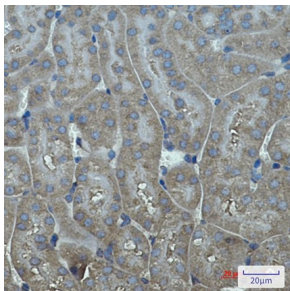
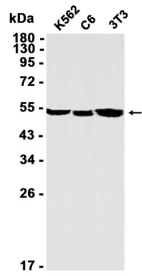
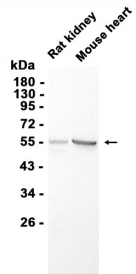
抗原信息	
------	--

## 靶点信息

研究背景	This gene encodes a member of the cytochrome P450 superfamily of enzymes. The cytochrome P450 proteins are monooxygenases which catalyze many reactions involved in drug metabolism and synthesis of cholesterol, steroids and other lipids. This protein localizes to the endoplasmic reticulum. It has both 17 $\alpha$ -hydroxylase and 17,20-lyase activities and is a key enzyme in the steroidogenic pathway that produces progesterone, mineralocorticoids, glucocorticoids, androgens, and estrogens. Mutations in this gene are associated with isolated steroid-17 $\alpha$ -hydroxylase deficiency, 17 $\alpha$ -hydroxylase/17,20-lyase deficiency, pseudohermaphroditism, and adrenal hyperplasia.
基因ID	1586

基因名	CYP17A1
Swiss	P05093
别名	Cytochrome P450 17A1/CYP17A1 (YD16132)

## 产品验证



## 实验步骤

访问官网浏览详情: [www.ablybio.cn](http://www.ablybio.cn)