

# PI3-Kinase p85 alpha (YD12062) Rabbit mAb

货号: **AYD13949**

## 产品信息

反应	Human,Mouse,Rat
宿主	Rabbit
克隆性	Monoclonal
预测反应	
应用	WB ICC/IF FC IP
推荐浓度	
理论分子量	84kDa
实测分子量	
形式	Liquid
保存条件	Store at -20°C. Avoid freeze / thaw cycles. Buffer: PBS with 0.75% BSA,50% glycerol,pH7.3.
偶联物	Unconjugated
阳性对照	Jurkat,293F,NIH/3T3
细胞定位	
纯化	

## 抗原信息

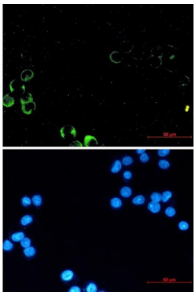
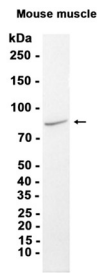
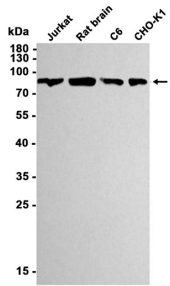
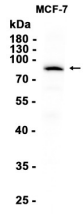
抗原信息	
------	--

## 靶点信息

研究背景	Phosphatidylinositol 3-kinase phosphorylates the inositol ring of phosphatidylinositol at the 3-prime position. The enzyme comprises a 110 kD catalytic subunit and a regulatory subunit of either 85, 55, or 50 kD. This gene encodes the 85 kD regulatory subunit. Phosphatidylinositol 3-kinase plays an important role in the metabolic actions of insulin, and a mutation in this gene has been associated with insulin resistance. An alternative splicing of this gene results in four transcript variants encoding different isoforms.
基因ID	5295
基因名	PIK3R1
Swiss	P27986

别名	PI3-Kinase p85 alpha (YD12062)
----	--------------------------------

### 产品验证



### 实验步骤

访问官网浏览详情: [www.ablybio.cn](http://www.ablybio.cn)