

— ABLYBIO, Help Your Research



# RAB5C (YD11860) Rabbit mAb

货号: **AYD13934**

## 产品信息

反应	Human
宿主	Rabbit
克隆性	Monoclonal
预测反应	
应用	WB IHC-P ICC/IF
推荐浓度	
理论分子量	23kDa
实测分子量	
形式	Liquid
保存条件	Store at -20°C. Avoid freeze / thaw cycles. Buffer: PBS with 0.75% BSA,50% glycerol,pH7.3.
偶联物	Unconjugated
阳性对照	A-549,BT-474,HL-60,Mouse lung
细胞定位	Cell membrane, Early endosome membrane, Melanosome
纯化	亲和纯化

## 抗原信息

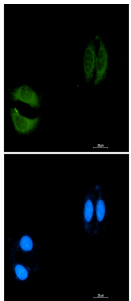
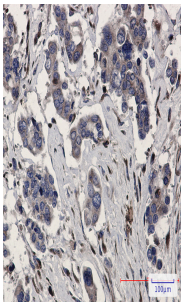
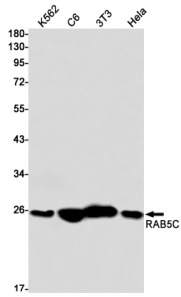
抗原信息	
------	--

## 靶点信息

研究背景	Members of the Rab protein family are small GTPases of the Ras superfamily that are thought to ensure fidelity in the process of docking and/or fusion of vesicles with their correct acceptor compartment (Han et al., 1996 [PubMed 8646882]).
------	---

基因ID	5878
基因名	RAB5C
Swiss	P51148 ( <a href="https://www.uniprot.org/uniprotkb/P51148/entry">https://www.uniprot.org/uniprotkb/P51148/entry</a> )
别名	RAB5C (YD11860),RAB5C (YD11860) Rabbit mAb,RAB5C,L1880,RAB5L,RABL

## 产品验证



## 实验步骤

访问官网浏览详情: [www.ablybio.cn](http://www.ablybio.cn) (<https://www.ablybio.cn/www.ablybio.cn>)