

— ABLYBIO, Help Your Research



S6K1 (YD12760) Rabbit mAb

货号: **AYD13897**

产品信息

反应	Human,Mouse,Rat
宿主	Rabbit
克隆性	Monoclonal
预测反应	
应用	WB IHC-P
推荐浓度	
理论分子量	59kDa
实测分子量	
形式	Liquid
保存条件	Store at -20°C. Avoid freeze / thaw cycles. Buffer: PBS with 0.75% BSA,50% glycerol,pH7.3.
偶联物	Unconjugated
阳性对照	NIH/3T3
细胞定位	Synapse, synaptosome, Mitochondrion outer membrane, Mitochondrion, Nucleus, Cytoplasm
纯化	亲和纯化

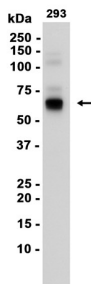

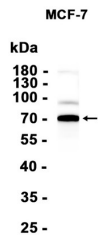
抗原信息

抗原信息	
------	--

靶点信息

研究背景	This gene encodes a member of the ribosomal S6 kinase family of serine/threonine kinases. The encoded protein responds to mTOR (mammalian target of rapamycin) signaling to promote protein synthesis, cell growth, and cell proliferation. Activity of this gene has been associated with human cancer. Alternatively spliced transcript variants have been observed. The use of alternative translation start sites results in isoforms with longer or shorter N-termini which may differ in their subcellular localizations. There are two pseudogenes for this gene on chromosome 17.
基因ID	6198
基因名	RPS6KB1
Swiss	P23443 (https://www.uniprot.org/uniprotkb/P23443/entry)
别名	S6K1 (YD12760),S6K1 (YD12760) Rabbit mAb,RPS6KB1,70 kDa ribosomal protein S6 kinase 1,Ribosomal protein S6 kinase I,Serine/threonine-protein kinase 14A,p70 ribosomal S6 kinase alpha,STK14A

产品验证



实验步骤

访问官网浏览详情: www.ablybio.cn (<https://www.ablybio.cn/www.ablybio.cn>)