

# Calcineurin A (YD34324) Rabbit mAb

货号: **AYD13737**

## 产品信息

反应	Human,Mouse,Rat
宿主	Rabbit
克隆性	Monoclonal
预测反应	
应用	WB FC
推荐浓度	
理论分子量	59kDa
实测分子量	
形式	Liquid
保存条件	Store at -20°C. Avoid freeze / thaw cycles. Buffer: PBS with 0.75% BSA,50% glycerol,pH7.3.
偶联物	Unconjugated
阳性对照	HeLa,SH-SY5Y,THP-1,A-549,Mouse brain,Mouse lung
细胞定位	Cytoplasm, Cell membrane, sarcolemma, myofibril, sarcomere, Z line, Cell projection, dendritic spine
纯化	

## 抗原信息


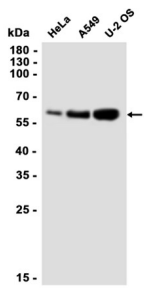

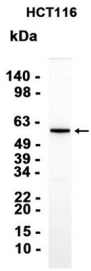
抗原信息	
------	--

## 靶点信息

研究背景	<p>Calcium-dependent, calmodulin-stimulated protein phosphatase which plays an essential role in the transduction of intracellular Ca<sup>2+</sup>-mediated signals. Many of the substrates contain a PxIxIT motif and/or a LXVP motif. In response to increased Ca<sup>2+</sup> levels, dephosphorylates and activates phosphatase SSH1 which results in cofilin dephosphorylation. In response to increased Ca<sup>2+</sup> levels following mitochondrial depolarization, dephosphorylates DNMT1L inducing DNMT1L translocation to the mitochondrion. Dephosphorylates heat shock protein HSPB1 (By similarity). Dephosphorylates and activates transcription factor NFATC1. In response to increased Ca<sup>2+</sup> levels, regulates NFAT-mediated transcription probably by dephosphorylating NFAT and promoting its nuclear translocation. Dephosphorylates and inactivates transcription factor ELK1. Dephosphorylates DARPP32. May dephosphorylate CRT2 at 'Ser-171' resulting in CRT2 dissociation from 14-3-3 proteins. Dephosphorylates transcription factor TFEB at 'Ser-211' following Coxsackievirus B3 infection, promoting nuclear translocation.</p>
------	---

基因ID	5530
基因名	PPP3CA
Swiss	Q08209
别名	Calcineurin A (YD34324)

### 产品验证



### 实验步骤

访问官网浏览详情: [www.ablybio.cn](http://www.ablybio.cn)