

— ABLYBIO, Help Your Research



Histone H2A.X (YD20837) Rabbit mAb

货号: **AYD13705**

产品信息

反应	Human
宿主	Rabbit
克隆性	Monoclonal
预测反应	
应用	WB IHC-P ICC/IF FC IP
推荐浓度	
理论分子量	15kDa
实测分子量	
形式	Liquid
保存条件	Store at -20°C. Avoid freeze / thaw cycles. Buffer: PBS with 0.75% BSA,50% glycerol,pH7.3.
偶联物	Unconjugated
阳性对照	293T,NIH/3T3,C2C12,Jurkat,Raji,Rat thymus
细胞定位	Nucleus, Chromosome
纯化	亲和纯化

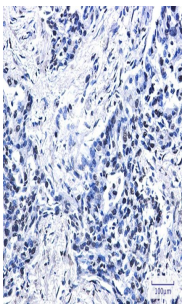


抗原信息

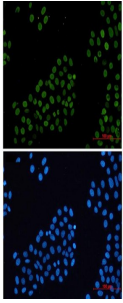
抗原信息	
------	--

靶点信息

研究背景	Histones are basic nuclear proteins that are responsible for the nucleosome structure of the chromosomal fiber in eukaryotes. Two molecules of each of the four core histones (H2A, H2B, H3, and H4) form an octamer, around which approximately 146 bp of DNA is wrapped in repeating units, called nucleosomes. The linker histone, H1, interacts with linker DNA between nucleosomes and functions in the compaction of chromatin into higher order structures. This gene encodes a replication-independent histone that is a member of the histone H2A family, and generates two transcripts through the use of the conserved stem-loop termination motif, and the polyA addition motif.
基因ID	3014
基因名	H2AX
Swiss	P16104 (https://www.uniprot.org/uniprotkb/P16104/entry)
别名	Histone H2A.X (YD20837),Histone H2A.X (YD20837) Rabbit mAb,H2AX,Histone H2A.X,H2AFX

产品验证





实验步骤

访问官网浏览详情: www.ablybio.cn (<https://www.ablybio.cn/www.ablybio.cn>)