

Phospho-Histone H3 (Ser10/Thr11) (YD32387) Rabbit mAb

货号: **AYD13561**

产品信息

反应	Human, Mouse, Rat
宿主	Rabbit
克隆性	Monoclonal
预测反应	
应用	WB IHC ICC/IF IP
推荐浓度	
理论分子量	15kDa
实测分子量	
形式	Liquid
保存条件	Store at -20°C. Avoid freeze / thaw cycles. Buffer: PBS with 0.75% BSA,50% glycerol,pH7.3.
偶联物	Unconjugated
阳性对照	HeLa
细胞定位	Nucleus, Chromosome
纯化	

抗原信息

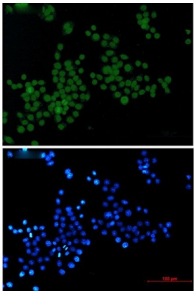
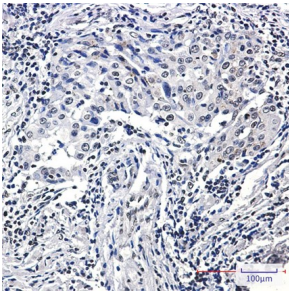


抗原信息	
------	--

靶点信息

研究背景	Histones are basic nuclear proteins that are responsible for the nucleosome structure of the chromosomal fiber in eukaryotes. Two molecules of each of the four core histones (H2A, H2B, H3, and H4) form an octamer, around which approximately 146 bp of DNA is wrapped in repeating units, called nucleosomes. The linker histone, H1, interacts with linker DNA between nucleosomes and functions in the compaction of chromatin into higher order structures. This gene is intronless and encodes a replication-dependent histone that is a member of the histone H3 family. Transcripts from this gene lack polyA tails but instead contain a palindromic termination element. This gene is found in the small histone gene cluster on chromosome 6p22-p21.3.
基因ID	8350

基因名	H3C1, H3C2, H3C3, H3C4, H3C6, H3C7, H3C8, H3C10, H3C11, H3C12
Swiss	P68431
别名	Phospho-Histone H3 (Ser10/Thr11) (YD32387)

产品验证



实验步骤

访问官网浏览详情: www.ablybio.cn