

— ABLYBIO, Help Your Research



PKC beta 2 (YD19556) Rabbit mAb

货号: **AYD13454**

产品信息

反应	Human, Rat
宿主	Rabbit
克隆性	Monoclonal
预测反应	
应用	WB IHC ICC/IF FC IP
推荐浓度	
理论分子量	77kDa
实测分子量	
形式	Liquid
保存条件	Store at -20°C. Avoid freeze / thaw cycles. Buffer: PBS with 0.75% BSA,50% glycerol,pH7.3.
偶联物	Unconjugated
阳性对照	K-562,Mouse brain,Rat brain
细胞定位	Cytoplasm, Nucleus, Membrane
纯化	亲和纯化


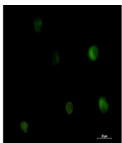
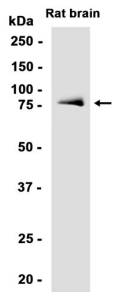
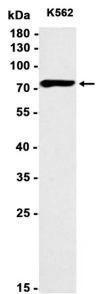
抗原信息

抗原信息	
------	--

靶点信息

研究背景	Protein kinase C (PKC) is a family of serine- and threonine-specific protein kinases that can be activated by calcium and second messenger diacylglycerol. PKC family members phosphorylate a wide variety of protein targets and are known to be involved in diverse cellular signaling pathways. PKC family members also serve as major receptors for phorbol esters, a class of tumor promoters. Each member of the PKC family has a specific expression profile and is believed to play a distinct role in cells. The protein encoded by this gene is one of the PKC family members. This protein kinase has been reported to be involved in many different cellular functions, such as B cell activation, apoptosis induction, endothelial cell proliferation, and intestinal sugar absorption. Studies in mice also suggest that this kinase may also regulate neuronal functions and correlate fear-induced conflict behavior after stress. Alternatively spliced transcript variants encoding distinct isoforms have been reported.
基因ID	5579
基因名	PRKCB
Swiss	P05771 (https://www.uniprot.org/uniprotkb/P05771/entry)
别名	PKC beta 2 (YD19556),PKC beta 2 (YD19556) Rabbit mAb,PRKCB,PKCB,PRKCB1

产品验证



实验步骤

