

Phospho-Rad17 (Ser656) (YD32070) Rabbit mAb

货号: **AYD13435**

产品信息

| | |
|-------|---|
| 反应 | Human |
| 宿主 | Rabbit |
| 克隆性 | Monoclonal |
| 预测反应 | |
| 应用 | WB IHC ICC/IF |
| 推荐浓度 | |
| 理论分子量 | 77kDa |
| 实测分子量 | |
| 形式 | Liquid |
| 保存条件 | Store at -20°C. Avoid freeze / thaw cycles. Buffer: PBS with 0.75% BSA, 50% glycerol, pH7.3. |
| 偶联物 | Unconjugated |
| 阳性对照 | SW480, BT-474, K-562, 22Rv1, Raji |
| 细胞定位 | Nucleus, Chromosome |
| 纯化 | |

抗原信息

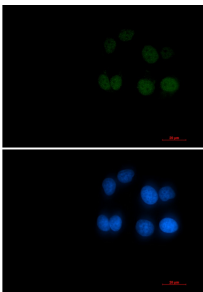
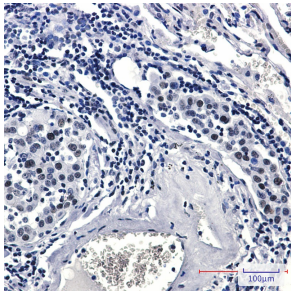
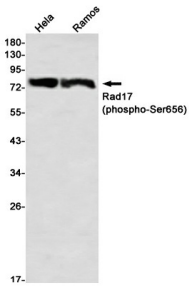
| | |
|------|--|
| 抗原信息 | |
|------|--|

靶点信息

| | |
|------|--|
| 研究背景 | <p>The protein encoded by this gene is highly similar to the gene product of <i>Schizosaccharomyces pombe</i> rad17, a cell cycle checkpoint gene required for cell cycle arrest and DNA damage repair in response to DNA damage. This protein shares strong similarity with DNA replication factor C (RFC), and can form a complex with RFCs. This protein binds to chromatin prior to DNA damage and is phosphorylated by the checkpoint kinase ATR following damage. This protein recruits the RAD1-RAD9-HUS1 checkpoint protein complex onto chromatin after DNA damage, which may be required for its phosphorylation. The phosphorylation of this protein is required for the DNA-damage-induced cell cycle G2 arrest, and is thought to be a critical early event during checkpoint signaling in DNA-damaged cells. Multiple alternatively spliced transcript variants of this gene, which encode four distinct protein isoforms, have been reported. Two pseudogenes, located on chromosomes 7 and 13, have been identified.</p> |
|------|--|

| | |
|-------|----------------------------------|
| 基因ID | 5884 |
| 基因名 | RAD17 |
| Swiss | O75943 |
| 别名 | Phospho-Rad17 (Ser656) (YD32070) |

产品验证



实验步骤

访问官网浏览详情: www.ablybio.cn