

# FACL4 (YD14048) Rabbit mAb

货号: **AYD13350**

## 产品信息

反应	Human,Mouse,Rat
宿主	Rabbit
克隆性	Monoclonal
预测反应	
应用	WB IHC-P ICC/IF FC IP
推荐浓度	
理论分子量	79kDa
实测分子量	
形式	Liquid
保存条件	Store at -20°C. Avoid freeze / thaw cycles. Buffer: PBS with 0.75% BSA,50% glycerol,pH7.3.
偶联物	Unconjugated
阳性对照	HeLa,HepG2,Mouse liver,Rat liver
细胞定位	Mitochondrion outer membrane, Endoplasmic reticulum membrane, Cell membrane
纯化	

## 抗原信息

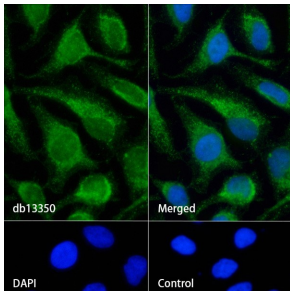
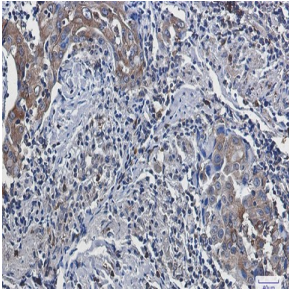
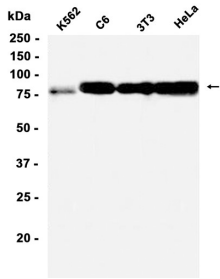
抗原信息	
------	--

## 靶点信息

研究背景	The protein encoded by this gene is an isozyme of the long-chain fatty-acid-coenzyme A ligase family. Although differing in substrate specificity, subcellular localization, and tissue distribution, all isozymes of this family convert free long-chain fatty acids into fatty acyl-CoA esters, and thereby play a key role in lipid biosynthesis and fatty acid degradation. This isozyme preferentially utilizes arachidonate as substrate. The absence of this enzyme may contribute to the mental retardation or Alport syndrome. Alternative splicing of this gene generates multiple transcript variants.
基因ID	2182
基因名	ACSL4

Swiss	O60488
别名	FACL4 (YD14048)

## 产品验证



## 实验步骤

访问官网浏览详情: [www.ablybio.cn](http://www.ablybio.cn)