

beta III Tubulin (YD12792) Rabbit mAb

货号: **AYD13262**

产品信息

反应	Human,Mouse,Rat
宿主	Rabbit
克隆性	Monoclonal
预测反应	
应用	WB IHC-P ICC/IF FC
推荐浓度	
理论分子量	50kDa
实测分子量	
形式	Liquid
保存条件	Store at -20°C. Avoid freeze / thaw cycles. Buffer: PBS with 0.75% BSA,50% glycerol,pH7.3.
偶联物	Unconjugated
阳性对照	HeLa,293T,MCF7,mouse brain,mouse testis,rat brain,rat testis
细胞定位	Cytoplasm, cytoskeleton, Cell projection, growth cone, lamellipodium, filopodium
纯化	

抗原信息

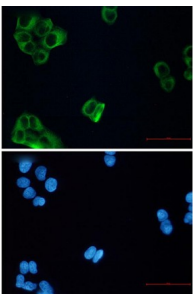
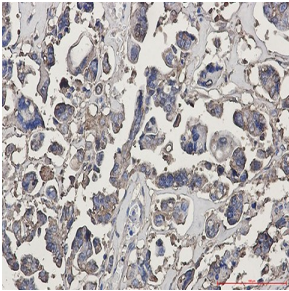
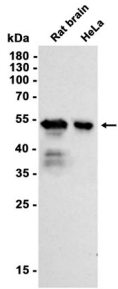
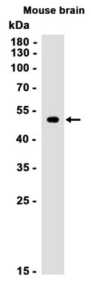
抗原信息	
------	--

靶点信息

研究背景	This gene encodes a class III member of the beta tubulin protein family. Beta tubulins are one of two core protein families (alpha and beta tubulins) that heterodimerize and assemble to form microtubules. This protein is primarily expressed in neurons and may be involved in neurogenesis and axon guidance and maintenance. Mutations in this gene are the cause of congenital fibrosis of the extraocular muscles type 3. Alternative splicing results in multiple transcript variants. A pseudogene of this gene is found on chromosome 6.
基因ID	10381
基因名	TUBB3

Swiss	Q13509
别名	beta III Tubulin (YD12792)

产品验证



实验步骤

访问官网浏览详情: www.ablybio.cn